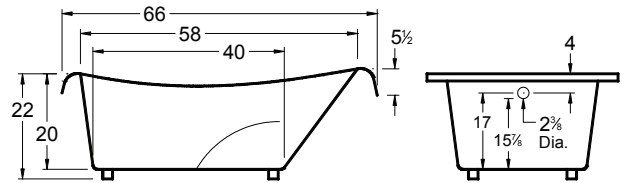
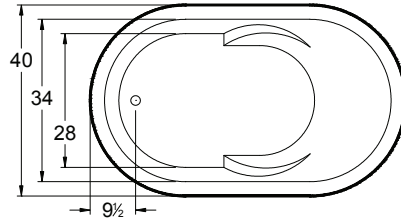


Always check the website for the most updated specifications: www.americh.com



Tub pictured with optional waste & overflow

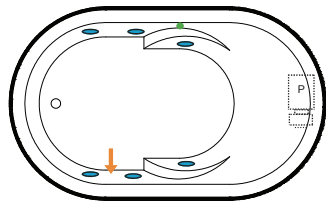


All bathtub dimensions are $\pm 1/2"$

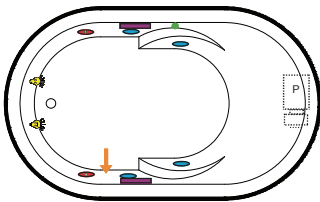
Builder Series

N/A

Luxury Series

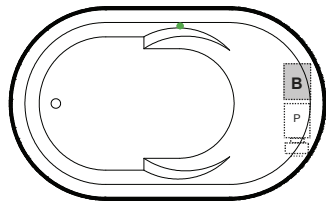


Platinum Series

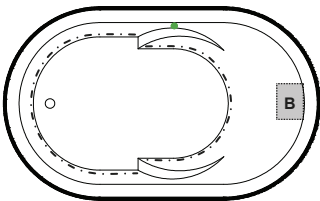


Combination

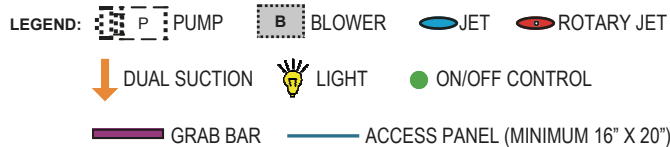
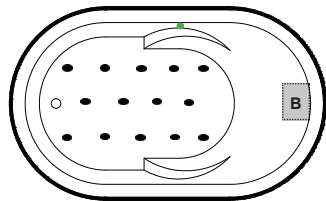
(pump and blower location only)



Airbath System II



Airbath System III



INSTALLATION TIPS

- Install according to Owner's Manual and local codes.
- Airbath III units may be 1 1/2" - 2 1/2" higher than stated.
- Any whirlpool or Airbath® unit requires an access panel.
- Hot water supply should be 65-75% of tub capacity or greater. Always consult your local plumber for recommendations as installations will vary.
- Cut-out dimensions: Americh recommends waiting until the actual unit is received or contact us for a template.

DIMENSIONS

66" x 40" x 22" (1676 x 1016 x 559 mm)

Whirlpool Operating Gallons = 80 (Liters = 303)

Gallon to Overflow = 120 (Liters = 454)

TUB FLOOR: Textured

UNDERMOUNT: No

ELECTRICAL REQUIREMENTS

Americh recommends one 20 amp ground fault circuit interrupter (GFCI) for each power supply provided with the bathtub.

OPTIONAL ACCESSORIES

- Chromotherapy*
- Grab Bars: 9" * - 14" - 16"
- High Density Insulation*
- Inline Heater
- Jets: Additional or Rotary*
- Pillows: 13"*
- Quiet Pump with Built-in Heater Upgrade*
- Remote Control Upgrade (Select Series Only)
- Trim Kit Upgrade*
- Waste & Overflow*

*Standard on Platinum Series

CODES AND COMPLIANCE

Americh products meet or exceed the following standards:

- Underwriters Laboratories (UL)
- Underwriters Laboratories - Canada (cUL)
- Canadian Standards Association - (CSA)
- ANSI Z124.1 • ANSI A112-19.7
- ANSI A112.19.8 • ASTM F462-79

Contact Americh for additional approvals.