

## GENERAL SPECIFICATIONS:

<b>Tub Size</b>	55.875" x 31.25" x 19.5"
<b>Bathing Well</b>	length: 53.25" top / 40" bottom width: 28.75" top / 20" bottom depth at overflow: 17.5"
<b>Soaker Weight</b>	200 lbs / 90.72 kg
<b>Maximum Fill</b>	74 gal to overflow
<b>Undermountable</b>	No

CSA Certified C/US; NAHB Certified; ANSI Z124.1.

NOTE: Filling this tub to the maximum may require an above average size or dedicated water heater.

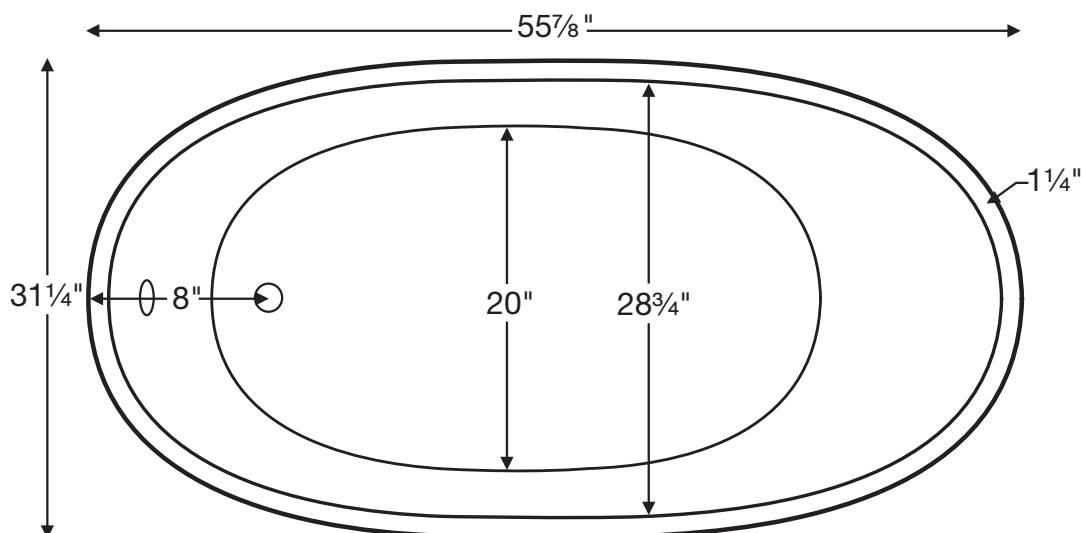
NOTE: Not recommended as a tub / shower combination.

# Lydia MTCT-124

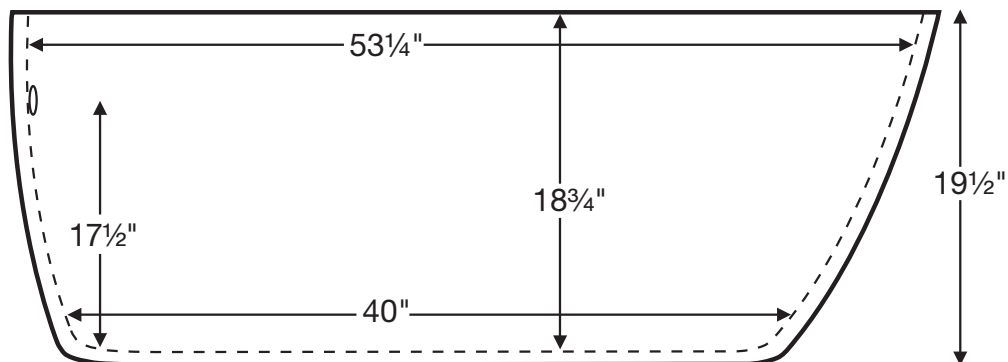
## 55.875" x 31.25" x 19.5"



Freestanding Tub



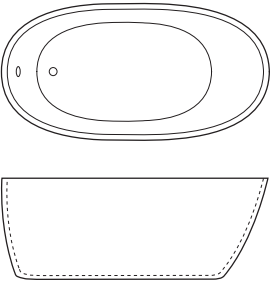
All MTI freestanding tubs use wall-mounted or freestanding faucets.



Measurements are  $\pm 1/2$ " and are subject to change without notice.  
Data herein supersedes all previous prior to publication date shown below.



**Lydia MTCT-124**  
**55.875" x 31.25" x 19.5"**

Soaker	Soaker (S124)	
	Soaker with exposed Toe-Tap drain kit included in Chrome	
	<b>\$7,979</b>	

**COLORS**

**Standard:** White or Biscuit, matte finish

**Optional:** White or Biscuit, gloss finish

Additional Colors available for projects only. Please call.

**OPTIONS FOR ALL BATHS** (See Section C for details)

• Quick Ship/Priority. Call for availability. (QSPRI)	\$520
• Radiance® (RAD100) (See p C-23)	N/A
• Stereo H2O® with 2 transducers (STEREOH2O2) (See p C-20)	N/A
• Virtual Spout (FPMJ) (See p C-25)	N/A
• Inline Heater Installed / Soaker and Air Bath (HTISOAK)	N/A
• Tub Shield Frameless Enclosure Chrome	N/A
Square Hinges (MXSH24C) Oval Hinges (QXSH24C)	N/A
Other finishes available (See p K-13)	
• Acrylic Grab Bars, Curved (set of 2)	N/A
White (GBCW); Bone (GBCB); Almond (GBCAL);	
Biscuit (GBCBS); Clear w/ Chrome Accents (GBCAC)	
Clear w/ Brass Accents (GBCBAC)	
Clear w/ Brushed Nickel Accents (GBCAB)	
• Metal Grab Bars, Modern Straight 9" (set of 2)	N/A
Chrome (GBMS9C); Brushed Nickel (GBMS9BN)	
Polished Nickel (GBMS9PN)	
• Metal Grab Bars, Curved (set of 2)	N/A
Chrome (GBMCC); Brushed Nickel (GBMCCBN);	
Polished Nickel (GBMCPN)	
• Waste & Overflow Kits (For other available finishes see p C-1)	
Lift & Turn White (WOW)	N/A
Lift & Turn Chrome (WOC)	N/A
Lift & Turn Brushed Nickel (WOBN)	N/A
Cable Driven White, Bone, Biscuit, Almond (WOCDW)	N/A
Cable Driven Chrome (WOCD)	N/A
Cable Driven Brass (WOCDBR)	N/A
Cable Driven Oil Rubbed Bronze (WOCDOB)	N/A
Cable Driven Brushed Nickel (WOCDBN)	N/A
Cable Driven Polished Nickel (WOCDPN)	N/A
Toe-Tap Chrome (WOTTC)	N/A
Toe-Tap Brushed Nickel (WOTTBN)	N/A
Solid-Surface Overflow Chrome (DKSSC)	STD
Solid-Surface Overflow Brushed Nickel Upcharge (DKSSBN)	\$75
Solid-Surface Overflow Pol Nickel Upcharge (DKSSPN)	\$75
Solid Surface Overflow Special Finish Upcharge (DKSSSF)	\$500
• Textured Non-Slip Bottom (TXTBTM) meets ASTM F-462-1994	N/A
• Decorative Towel Bar Chrome (CHTOWEL)	N/A
• Decorative Towel Bar Brushed Nickel (BNTOWEL)	N/A

- Chromatherapy: digitally controlled LED lighting (LE)
- Pillows: various shapes and sizes
- Hand-Held Showers, factory-installed
- Integral Tile Flange 3 sides (ITF) Specify RH or LH Drain
- Tile Flange Kit Factory-Installed 3 sides – Rigid ABS (TFK3)
- Tile Flange Kit Field-Installed 3 sides – Rigid ABS (TFKNI)
- Pre-Leveled Foam Base (PLFOAM) [standard with air baths]
- Pre-Leveled Frame and Foam Base (PLF)
- Skirting w/Tub
  - Paintable Wood Skirt (SKW6)
  - Stainable Wood Skirt / Cherry (SKCH6)
  - Stainable Wood Skirt / Oak or Maple (SKO6)
  - One-Piece Traditional Acrylic Raised Panel (SKAO6)
  - Acrylic Raised Panel-Look w/ Removable Panels (SKAR6)
  - One-Piece Contemporary Acrylic Flat Panel (SKFO6)
  - Acrylic Euro-Style w/ Removable Panels (SKE6)
  - Acrylic Skirting Color Upgrade (See p M-1)

N/A
See p C-12
N/A
N/A
N/A
N/A
N/A
N/A
N/A
N/A
N/A
N/A
N/A
N/A
N/A
N/A

