

GENERAL SPECIFICATIONS:

Tub Size	62.625" x 32.25" x 21"
Bathing Well	length: 60.5" top / 49" bottom width: 29.625" top / 25.25" bottom depth at overflow: 17.5"
Soaker Weight	300 lbs / 136 kg
Maximum Fill	95 gal to overflow
Undermountable	No

ELECTRICAL SPECIFICATIONS:

Required Electrical Service	110 Volt
Air Bath	1-15 amp GFCI

CSA Certified C/US; NAHB Certified; ANSI Z124.1.

NOTE: Filling this tub to the maximum may require an above average size or dedicated water heater.

NOTE: Not recommended as a tub / shower combination.

NOTE: In the diagrams below the dimensions on the left side of the slash (/) are for the standard Petra soaker without wood pedestal base. The dimensions to the right of the slash (/) are for the Petra with air bath and Petra soaker with optional wood pedestal base.

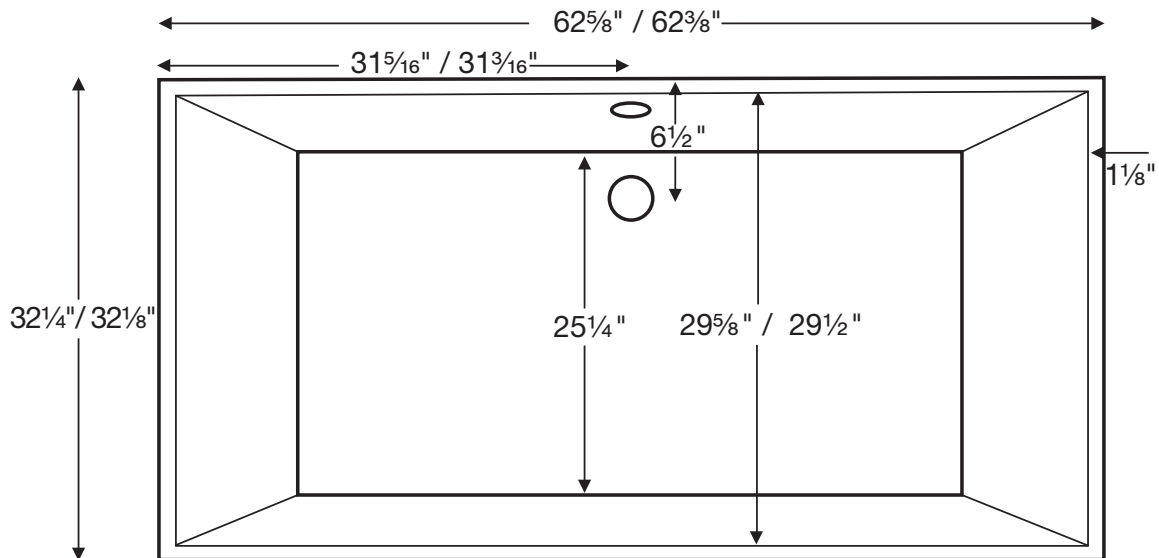
Petra MTCT-130

62.625" x 32.25" x 21"

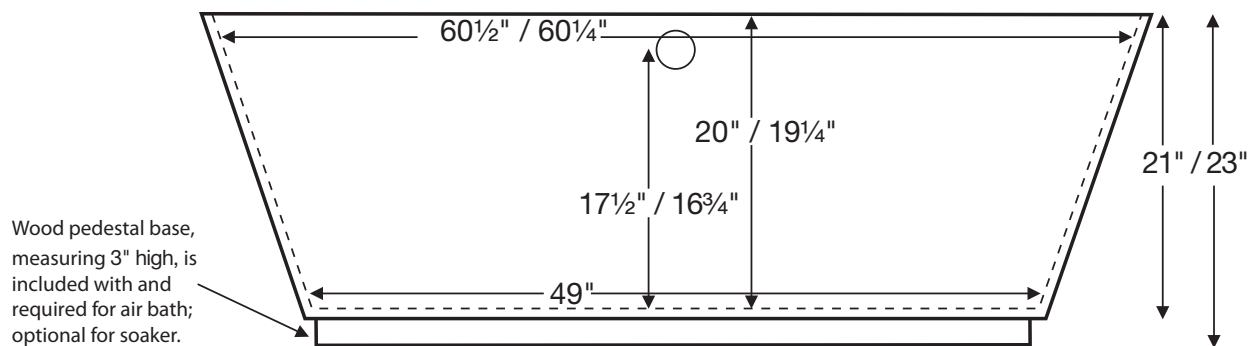
(Dimensions for standard soaker)



Freestanding Tub



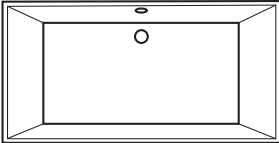
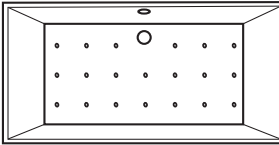
All MTI freestanding tubs use wall-mounted or freestanding faucets.



Measurements are $\pm 1/2$ " and are subject to change without notice.
Data herein supersedes all previous prior to publication date shown below.



Petra MTCT-130
62.625" x 32.25" x 21"

Soaker	Soaker (S130)	(S130) + (BASE130)	
	Soaker with exposed Toe-Tap drain kit included in Chrome	Soaker with exposed Toe-Tap drain kit included in Chrome and optional wood pedestal base	
	\$7,999	\$8,249	
System Aria	Air Bath (AST130)		
	20 air jets, heated blower, pre-leveled foam base, required wood pedestal base, remote control, keypad shipped loose for remote-mounting and exposed Toe-Tap drain kit included in Chrome	Please specify finish of wood pedestal base when ordering.	
	\$11,999	Available Finishes: <ul style="list-style-type: none"> • Silver Fern • Rivera Cream • Ebony stain • Dark Walnut stain • Medium Walnut stain • Antique Black • Powder White • Tavern Red • MTI Blue • Poppy Red 	
	PLEASE NOTE: As an air bath, or soaker with optional wood pedestal base, the overall exterior height of Petra increases by 2" and other dimensions change as well. Please see reverse side for dimension details.		

COLORS

Standard: White or Biscuit, matte finish

Optional: White or Biscuit, gloss finish

Additional Colors available for projects only. Please call.

OPTIONS FOR ALL BATHS (See Section C for details)

• Quick Ship/Priority. Call for availability. (QSPRI)	\$520
• Radiance® (RAD100) (See p C-23)	N/A
• Stereo H2O® with 2 transducers (STEREOH2O2) (See p C-20)	N/A
• Virtual Spout (FPMJ) (See p C-25)	N/A
• Inline Heater Installed / Soaker and Air Bath (HTISOAK)	N/A
• Tub Shield Frameless Enclosure Chrome	N/A
Square Hinges (MXSH24C) Oval Hinges (QXSH24C)	N/A
Other finishes available (See p K-13)	
• Acrylic Grab Bars, Curved (set of 2)	N/A
White (GBCW); Bone (GBCB); Almond (GBCAL);	
Biscuit (GBCBS); Clear w/ Chrome Accents (GBCAC)	
Clear w/ Brass Accents (GBCBAC)	
Clear w/ Brushed Nickel Accents (GBCAB)	
• Metal Grab Bars, Modern Straight 9" (set of 2)	N/A
Chrome (GBMS9C); Brushed Nickel (GBMS9BN)	
Polished Nickel (GBMS9PN)	
• Metal Grab Bars, Curved (set of 2)	N/A
Chrome (GBMCC); Brushed Nickel (GBMCBN);	
Polished Nickel (GBMCPN)	
• Waste & Overflow Kits (For other available finishes see p C-1)	
Lift & Turn White (WOW)	N/A
Lift & Turn Chrome (WOC)	N/A
Lift & Turn Brushed Nickel (WOBN)	N/A
Cable Driven White, Bone, Biscuit, Almond (WOCDW)	N/A
Cable Driven Chrome (WOC)	N/A
Cable Driven Brass (WOCDBR)	N/A
Cable Driven Oil Rubbed Bronze (WOCBOR)	N/A
Cable Driven Brushed Nickel (WOCDBN)	N/A
Cable Driven Polished Nickel (WOCDPN)	N/A
Toe-Tap Chrome (WOTTC)	N/A
Toe-Tap Brushed Nickel (WOTTBN)	N/A
Solid-Surface Overflow Chrome (DKSSC)	STD
Solid-Surface Overflow Brushed Nickel Upcharge (DKSSBN)	\$75
Solid-Surface Overflow Pol Nickel Upcharge (DKSSPN)	\$75
Solid Surface Overflow Special Finish Upcharge (DKSSSF)	\$500
• Textured Non-Slip Bottom (TXTBTM) meets ASTM F-462-1994	N/A
• Decorative Towel Bar Chrome (CHTOWEL)	N/A
• Decorative Towel Bar Brushed Nickel (BNTOWEL)	N/A

N/C
add \$849

- Chromatherapy: digitally controlled LED lighting (LE)
- Pillows: various shapes and sizes
- Hand-Held Showers, factory-installed
- Integral Tile Flange 3 sides (ITF) Specify RH or LH Drain
- Tile Flange Kit Factory-Installed 3 sides – Rigid ABS (TFK3)
- Tile Flange Kit Field-Installed 3 sides – Rigid ABS (TFKNI)
- Pre-Leveled Foam Base (PLFOAM) [standard with air baths]
- Pre-Leveled Frame and Foam Base (PLF)
- Skirting w/Tub
 - Paintable Wood Skirt (SKW6)
 - Stainable Wood Skirt / Cherry (SKCH6)
 - Stainable Wood Skirt / Oak or Maple (SKO6)
 - One-Piece Traditional Acrylic Raised Panel (SKAO6)
 - Acrylic Raised Panel-Look w/ Removable Panels (SKAR6)
 - One-Piece Contemporary Acrylic Flat Panel (SKFO6)
 - Acrylic Euro-Style w/ Removable Panels (SKE6)
 - Acrylic Skirting Color Upgrade (See p M-1)

N/A
See p C-12

N/A
N/A
N/A
N/A
N/A
N/A
N/A
N/A
N/A
N/A
N/A



Petra shown above with handcrafted wood pedestal base.
Standard with air bath; optional with soaker.



Standard Petra soaker.