

GENERAL SPECIFICATIONS:

Tub Size	65" x 34.25" x 31.5"
Bathing Well	length: 63.5" top / 42" bottom width: 32.75" top / 24" bottom depth at overflow: 19"
Soaker Weight	214 lbs / 96.16 kg
Maximum Fill	TBD
Undermountable	No.

ELECTRICAL SPECIFICATIONS:

Required Electrical Service	110 Volt
Air Bath	1-15 amp GFCI

CSA Certified C/US; NAHB Certified; ANSI Z124.1.

NOTE: Filling this tub to the maximum may require an above average size or dedicated water heater.

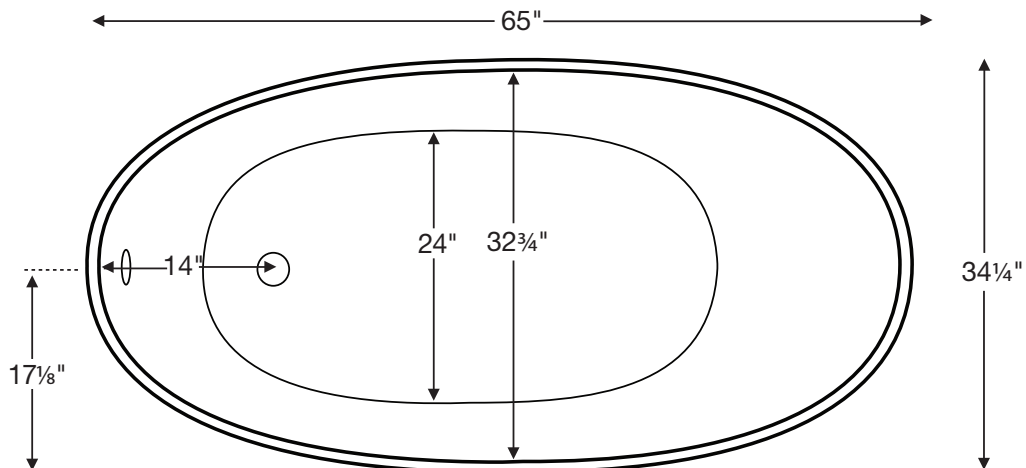
NOTE: Not recommended as a tub / shower combination.

Savoy MTCT-148

65" x 34.25" x 31.5"



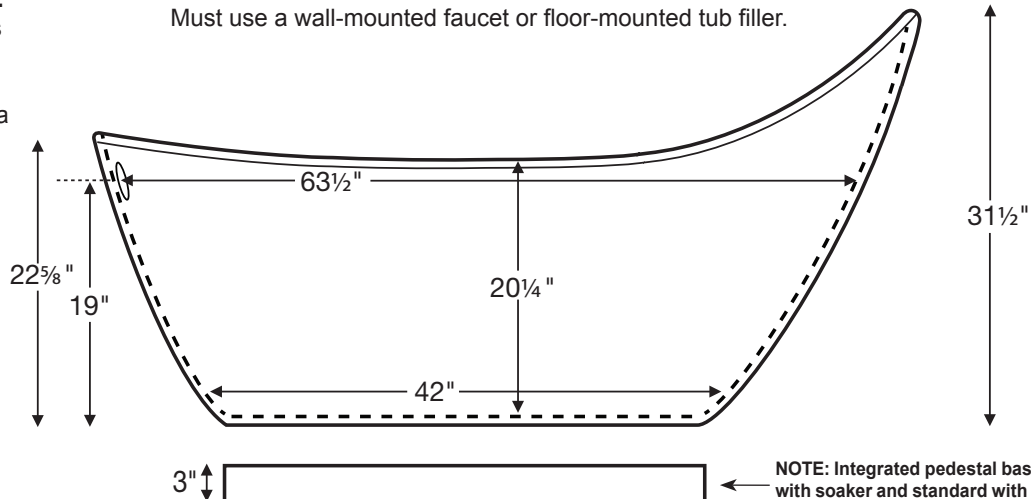
Freestanding Tub



Important Note:

This tub requires a sub-floor drain installation when ordered without a pedestal base.

Must use a wall-mounted faucet or floor-mounted tub filler.




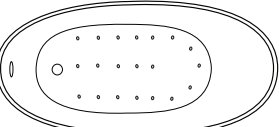


NOTE: Integrated pedestal base is optional with soaker and standard with air bath package. Adds 3" to overall tub height.

Measurements are $\pm 1/2$ " and are subject to change without notice. Data herein supersedes all previous prior to publication date shown below.



Savoy MTCT-148 65" x 34.25" x 31.5"

Soaker		
 <p>Shown as a soaker.</p>	Soaker Includes exposed Toe-Tap drain kit in Chrome finish.	 <p>MTCS-715 from \$869</p>  <p>MTCS-714 from \$869</p> <p>Complementing "Elise" lavatory sinks are shown above. Available in two styles, vessel and semi-recessed.</p> <p>For more information visit mtiwhirlpools.com</p>
	Part # S148 \$6,399	
	Soaker with Pedestal Base	
	Soaker with Pedestal Base Includes exposed Toe-Tap drain kit in Chrome finish.	
 <p>Shown as an air bath. Jet placements for illustration only.</p>	Part # S148 + SSBASE148 \$7,399	
	Air Bath with Pedestal Base	
	System Aria Bath with Pedestal Base 20 air jets, heated air blower and pre-leveled foam base. Includes exposed toe-tap drain kit in Chrome.	
	Part # AST148 \$11,399	

TUB OPTIONS

- Standard Colors - White or Biscuit, matte finish
- Optional Colors - White or Biscuit, gloss finish
Osprey or Raven, gloss finish

Additional Colors available for projects only. Please call.

- Quick Ship/Priority (QSPRI) Call for availability.

ACCESSORIES & HARDWARE

• Floor-Mounted High-Flow Tub Filler	N/C
Chrome (FILLC)	add \$849
Brushed Nickel (FILLBN)	add \$1,199
• Faucet Stand - color matched with tub at no additional charge	\$520
Small (STAND)	
Large (STANDL)	
• Integrated Grab Bars	
One (GBESS1)	\$1,987
Set of Two (GBESS2)	\$2,218
• Drain & Overflow Kits - Toe-Tap with Decorative Exposed Piping	
Chrome Finish (DKSSC)	\$819
Brushed Nickel Finish Upcharge* (DKSSBN)	\$899
Special Finish Upcharge* (DKSSSF)	
*This tub includes a complete drain kit in chrome finish. Above pricing represents finish upcharge ONLY. Contact MTI for pricing on drain kits ordered separately.	
• Pillows (see p. D-13)	
Soft "Jelly Bean" Pillow (PIJB)	\$99
Lounge Pillow (PIL)	\$198
	See p. D-10
	STD
	add \$75
	add \$500

IMPORTANT ORDERING INFORMATION:

- Tub is pre-drilled with an overflow, but can be specified without (see local codes).
(Note: Above package pricing remains the same when tub is ordered with or without an overflow, and a complete drain kit is included with either tub configuration.)
- When grab bars are specified, overflow height must be reduced by 2 1/2" or can be eliminated if specified.
- Pedestal base, standard with an air bath and optional with soaker, is integrated with the tub and cannot be removed. Overall tub height is increased by 3"

OPTIONS INFORMATION

Floor-Mounted High-Flow Tub Filler -

Modern design. Blends with most manufacturer's contemporary design lavatory & shower faucets. Fill rate of 15 gallons per minute at 45 psi. Includes hand-held shower with independent valve. See page D-17 for detailed specifications.



Faucet Stand -

Constructed of Engineered Solid-Surface material. Allows use of a traditional Roman faucet with a freestanding tub. Available in two sizes. See page D-19 for detailed specifications



Integrated Grab Bars -

Designed to enhance accessibility and safety within and around the bath. **IMPORTANT: requires reduction of overflow height by 2 1/2". Overflow may be eliminated if specified (see local codes).** See section D-9 for more information.



Shown without pedestal base.



Shown with pedestal base. Adds 3" to overall tub height.