

GENERAL SPECIFICATIONS:

Tub Size	68" x 36.25" x 23"
Bathing Well	length: 64" top / 45" bottom width: 34" top / 27" bottom depth at overflow: 19.75"
Soaker Weight	300 lbs / 136.08 kg
Maximum Fill	119 gal to overflow
Undermountable	No

ELECTRICAL SPECIFICATIONS:

Required Electrical Service	110 Volt
Air Bath	1-15 amp GFCI

CSA Certified C/US; NAHB Certified; ANSI Z124.1.

NOTE: Filling this tub to the maximum may require an above average size or dedicated water heater.

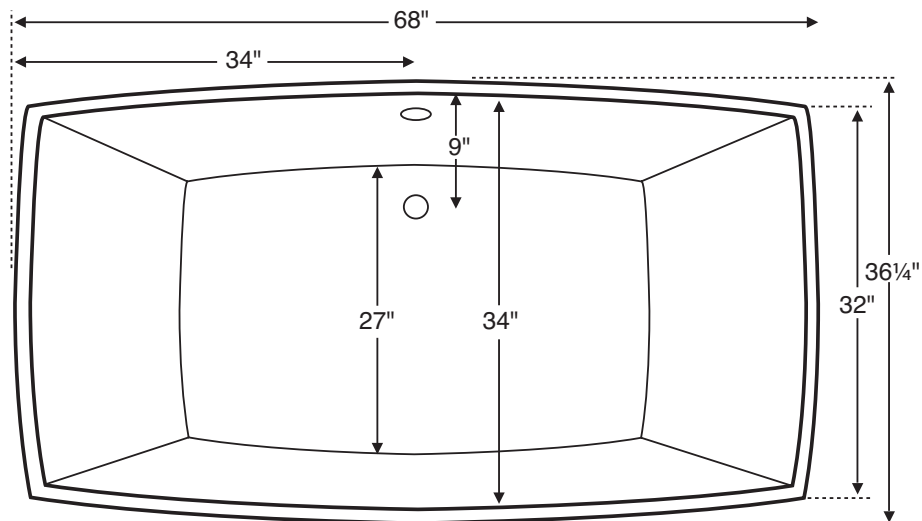
NOTE: Not recommended as a tub / shower combination.

Adrian MTCT-149

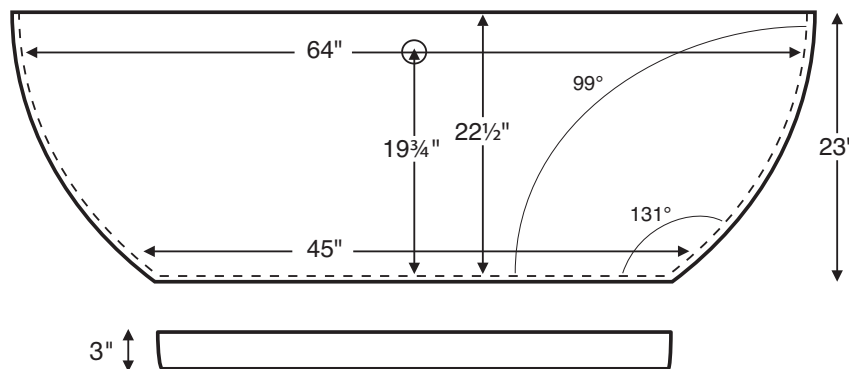
68" x 36.25" x 23"



Freestanding Tub



Requires use of a wall-mounted or freestanding tub filler.



One-piece pedestal base available in engineered solid-surface.
Standard with Air Bath; optional with Soaker.

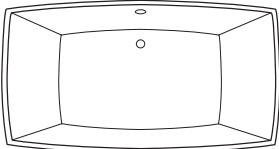
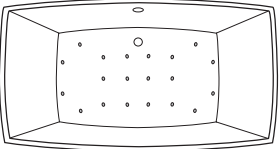
Important Note:

This tub requires a sub-floor drain installation when ordered without a pedestal base.

Measurements are $\pm 1/2$ " and are subject to change without notice. Data herein supersedes all previous prior to publication date shown below.



Adrian MTCT-149 68" x 36.25" x 23"

Soaker	
 <p>Shown as a soaker.</p>	Soaker Includes exposed Toe-Tap drain kit in Chrome finish.
	Part # S149 \$6,699
	Soaker with Pedestal Base
	Soaker with Pedestal Base Includes exposed Toe-Tap drain kit in Chrome finish.
 <p>Shown as an air bath. Jet placements for illustration only.</p>	Part # S149 + SSBASE149 \$7,999
	Air Bath with Pedestal Base
	System Aria Bath with Pedestal Base 20 air jets, heated air blower, pre-leveled foam base, remote control, keypad shipped loose for remote-mounting, Includes exposed Toe-Tap drain kit in Chrome finish.
	Part # AST149 \$10,699

TUB OPTIONS

- Standard Colors - White or Biscuit, matte finish
- Optional Colors - White or Biscuit, gloss finish
Osprey or Raven, gloss finish

Note: For tubs equipped with a pedestal base, 'optional colors' upcharge listed above includes both tub and pedestal.

Additional Colors available for projects only. Please call.

- Quick Ship/Priority (QSPRI) Call for availability.

ACCESSORIES & HARDWARE

- Floor-Mounted High-Flow Tub Filler
Chrome (FILLC)
Brushed Nickel (FILLBN)
- Drain & Overflow Kits - Toe-Tap with Decorative Exposed Piping
Chrome Finish (DKSSC)
Brushed Nickel Finish Upcharge* (DKSSBN)
Special Finish Upcharge* (DKSSSF)

**This tub includes a complete drain kit in chrome finish. Above pricing represents finish upcharge ONLY. Contact MTI for pricing on drain kits ordered separately.*

- Pillows (see p. D-13)
Soft "Jelly Bean" Pillow (PIJB)
Lounge Pillow (PIL)

N/C
add \$849
add \$1,199

\$520

\$1,987
\$2,218

STD
add \$75
add \$500

\$110
\$122

OPTIONS INFORMATION

Floor-Mounted High-Flow Tub Filler -

Modern design. Blends with most manufacturer's contemporary design lavatory & shower faucets. Fill rate of 15 gallons per minute at 45 psi. Includes hand-held shower with independent valve.

See page D-17 for detailed specifications.



Drain & Overflow Kit -

Toe-Tap design with decorative exposed piping. Complete drain kit is included with tub in chrome finish. Also available in brushed nickel or special finishes*

*Send finish sample to MTI for matching.



IMPORTANT ORDERING INFORMATION:

- Tub is pre-drilled with an overflow, but can be specified without (see local codes).
(Note: Above package pricing remains the same when tub is ordered with or without an overflow, and a complete drain kit is included with either tub configuration.)
- When tub includes a pedestal base, overall height increases by 3".

