

## GENERAL SPECIFICATIONS:

<b>Tub Size</b>	66.125" x 36.125" x 23.25"
<b>Bathing Well</b>	length: 59" top / 42" bottom width: 34" top / 29.25" bottom depth at overflow: 20"
<b>Soaker Weight</b>	300 lbs / 136.08 kg
<b>Maximum Fill</b>	119 gal to overflow
<b>Undermountable</b>	No

## ELECTRICAL SPECIFICATIONS:

<b>Required Electrical Service</b>	110 Volt
<b>Air Bath</b>	1-15 amp GFCI

CSA Certified C/US; NAHB Certified; ANSI Z124.1.

NOTE: Filling this tub to the maximum may require an above average size or dedicated water heater.

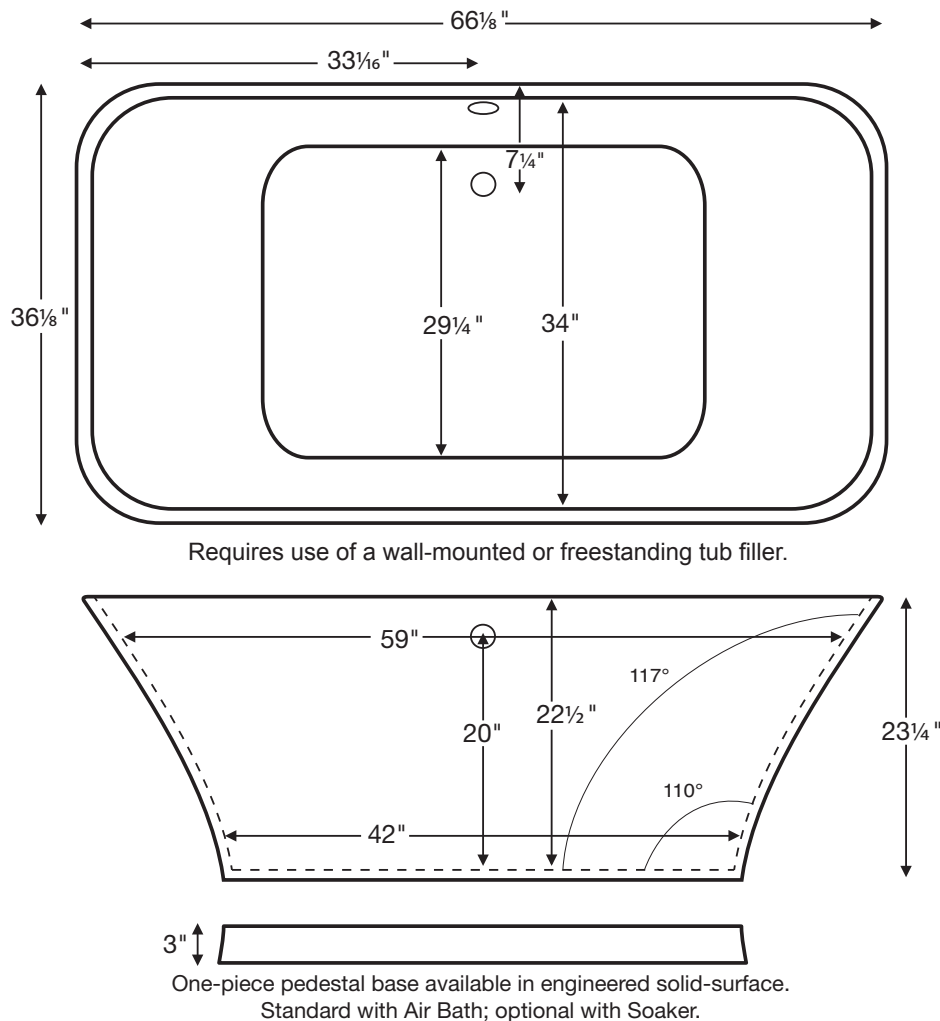
NOTE: Not recommended as a tub / shower combination.

# Addison MTCT-150

66.125" x 36.125" x 23.25"



Freestanding Tub



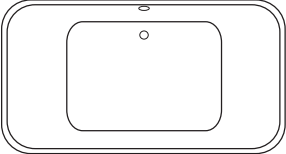
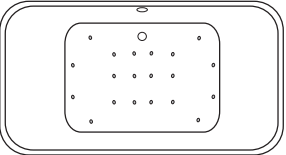
### Important Note:

This tub requires a sub-floor drain installation when ordered without a pedestal base.

Measurements are  $\pm 1/2"$  and are subject to change without notice. Data herein supersedes all previous prior to publication date shown below.



Addison MTCT-150 66.125" x 36.125" x 23.25"

 Shown as a soaker.	Soaker	
	<b>Soaker</b> Includes exposed Toe-Tap drain kit in Chrome finish.	
	<b>Part # S150</b>	<b>\$6,699</b>
	Soaker with Pedestal Base	
	<b>Soaker with Pedestal Base</b> Includes exposed Toe-Tap drain kit in Chrome finish.	
 Shown as an air bath. <i>Jet placements for illustration only.</i>	<b>Part # S150 + SSBASE150</b>	<b>\$7,999</b>
	Air Bath with Pedestal Base	
	<b>System Aria Bath with Pedestal Base</b> 20 air jets, heated air blower, pre-leveled foam base, remote control, keypad shipped loose for remote-mounting, Includes exposed Toe-Tap drain kit in Chrome finish.	
	<b>Part # AST150</b>	<b>\$10,699</b>

TUB OPTIONS

- Standard Colors - White or Biscuit, matte finish
- Optional Colors - White or Biscuit, gloss finish  
Osprey or Raven, gloss finish

*Note: For tubs equipped with a pedestal base, 'optional colors' upcharge listed above includes both tub and pedestal.*

Additional Colors available for projects only. Please call.

- Quick Ship/Priority (QSPRI) Call for availability.

ACCESSORIES & HARDWARE

- Floor-Mounted High-Flow Tub Filler  
Chrome (FILLC)  
Brushed Nickel (FILLBN)
- Drain & Overflow Kits - Toe-Tap with Decorative Exposed Piping  
Chrome Finish (DKSSC)  
Brushed Nickel Finish Upcharge\* (DKSSBN)  
Special Finish Upcharge\* (DKSSSF)

*\*This tub includes a complete drain kit in chrome finish. Above pricing represents finish upcharge ONLY. Contact MTI for pricing on drain kits ordered separately.*

- Pillows (see p. D-13)  
Soft "Jelly Bean" Pillow (PIJB)  
Lounge Pillow (PIL)

N/C
add \$849
add \$1,199
\$520
\$1,987
\$2,218
STD
add \$75
add \$500
\$110
\$122

OPTIONS INFORMATION

**Floor-Mounted High-Flow Tub Filler -**  
Modern design. Blends with most manufacturer's contemporary design lavatory & shower faucets. Fill rate of 15 gallons per minute at 45 psi. Includes hand-held shower with independent valve.  
See page D-17 for detailed specifications.



**Drain & Overflow Kit -**  
Toe-Tap design with decorative exposed piping. Complete drain kit is included with tub in chrome finish. Also available in brushed nickel or special finishes\*  
*\*Send finish sample to MTI for matching.*



IMPORTANT ORDERING INFORMATION:

- Tub is pre-drilled with an overflow, but can be specified without (see local codes).  
*(Note: Above package pricing remains the same when tub is ordered with or without an overflow, and a complete drain kit is included with either tub configuration.)*
- When tub includes a pedestal base, overall height increases by 3".

