

GENERAL SPECIFICATIONS:

Tub Size	71.5" x 41.625" x 19.75"
Bathing Well	length: 59" top / 50" bottom width: 32" top / 29.5" bottom depth at overflow: 16.5"
Plumbed Weight	142 lbs / 64.41 kg
Soaker Weight	117 lbs / 53.07 kg
Average Fill	46 gal to above jet level
Maximum Fill	96 gal to overflow
Undermountable	Yes (with no Aromatherapy)

NOTE: Filling this tub to the maximum may require an above average size or dedicated water heater.

ELECTRICAL SPECIFICATIONS:

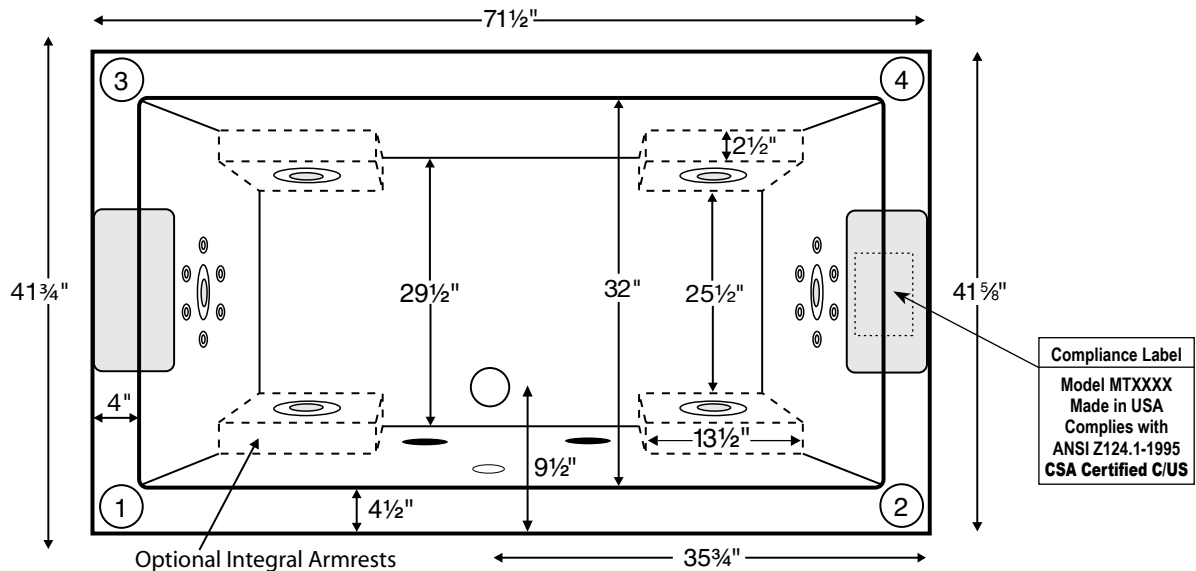
Required Electrical Service	110 Volt
Air Bath or Standard Whirlpool	1-15 amp GFCI
Standard Whirlpool w/Air	2-15 amp GFCI
Ultra-Therapy	2-15 amp GFCI
Ultra-Therapy w/Air	2-20 amp GFCI

CSA Certified C/US; NAHB Certified; ANSI Z124.1 for plastic tubs and ANSI 112.19.7 for whirlpool components.

NOTE: See electrical specifications page for electrical requirements of options.

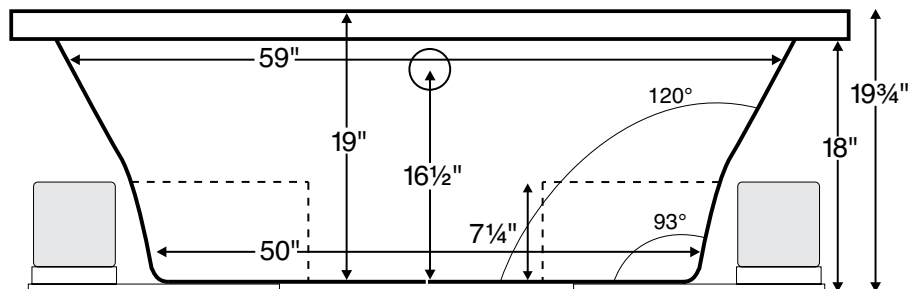
Andrea® 14 MTDS-104

71.5" x 41.625" x 19.75"



Numbered locations on tub deck are possible Fill-Flush, Hand-Held Shower or Breda locations.

Shown with Ultra-Therapy Package.



IMPORTANT: If you are planning to use a glass enclosure, MTI must be advised when ordering for possible relocation of controls.

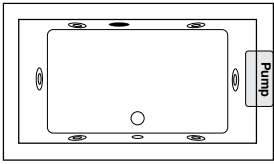
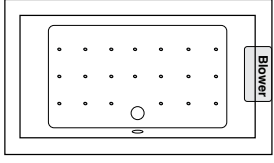
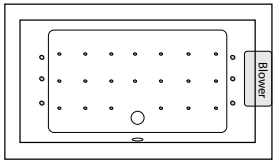
INSTALLATION: Add 1"-3" to height of tub for bedding compound. MTI recommends Quickrete Sand Mix. **Air Baths add approximately 2"-3" to height of tub.** Please measure tub before building tub decking. Suction and control locations may vary. Drawing shows best pump location. Alternate locations available—call MTI for details. Measurements are $\pm 1/2$ " and are subject to change without notice. Data herein supersedes all previous prior to publication date shown below. Tubs with more than one pump or blower will require additional service access.



Andrea 14 MTDS-104

71.5" x 41.625" x 19.75"

All packages with whirlpool and / or air bath include a timer for added safety.

Soaker/Whirlpool	Soaker (S104)	Standard Therapy (P104)	Ultra-Therapy (P104U)
 <p>Shown with Standard Therapy Package</p>	Soaker	6 point-massage jets and a 2 bhp pump	6 point-massage jets, 12 micro-jets with Tsubo-massage, 2 2-bhp pumps and an inline heater
	\$1,821	\$3,461	\$5,015
System Aria	Air Bath (AST104)	Air Whirlpool (AW104)	Air Ultra (AU104)
 <p>Adds approximately 2"-3" to height</p>	20 air jets, aromatherapy, heated blower and a pre-leveled foam base	6 point-massage jets, 2 bhp pump, 20 air jets, aromatherapy, heated blower and a pre-leveled foam base	6 point-massage jets, 12 micro-jets with Tsubo-massage, 2 2-bhp pumps, an inline heater, 20 air jets, aromatherapy, heated blower and a pre-leveled foam base
	\$4,016	\$5,656	\$7,210
System Aria Elite	Aria Elite Bath (AE104)	Aria Elite Whirlpool (AEAP104)	Aria Elite Ultra (AEAP104U)
 <p>Adds approximately 2"-3" to height</p>	20 air jets, six 7-port lateral jets (42 air streams), 2 LED lights, aromatherapy, heated blower and a pre-leveled foam base	6 point-massage jets, 2 bhp pump, 20 air jets, six 7-port lateral jets (42 air streams), 2 LED lights, aromatherapy, heated blower and a pre-leveled foam base	6 point-massage jets, 12 micro-jets with Tsubo-massage, 2 2-bhp pumps, an inline heater, 20 air jets, six 7-port lateral jets (42 air streams), 2 LED lights, aromatherapy, heated blower and a pre-leveled foam base
	\$5,451	\$7,091	\$8,645

COLORS

Standard: White, Bone, Biscuit, Almond

Color Upgrade: See p M-1 for available colors

OPTIONS FOR ALL BATHS (See Section C for details)

• Quick Ship/Priority. Call for availability. (QSPRI)	\$260
• NEW:	
Integral Armrests (INTARM2)	\$199
Removable Teak Seat for use with Armrests (TK-RENTSEAT)	\$299
• Remote Control (REMOTE) (Air Bath packages only)	\$295
• Radiance® (RAD100) (See p C-23)	\$999
• Stereo H2O® with 2 transducers (STEREOH2O2) (See p C-20)	\$1559
• Virtual Spout (FPMJ) (See p C-25)	\$220
• Inline Heater Installed / Soaker and Air Bath (HTISOAK)	\$699
• Tub Shield Frameless Enclosure Chrome	See p K-13
Square Hinges (MXSH24C) Oval Hinges (QXSH24C)	\$1349
Other finishes available (See p K-13)	
• Acrylic Grab Bars, Curved 9" (set of 2)	\$192
White (GBCW); Bone (GBCB); Almond (GBCAL);	
Biscuit (GBCBS); Clear w/ Chrome Accents (GBCAC)	
Clear w/ Brass Accents (GBCBAC)	
Clear w/ Brushed Nickel Accents (GBCAB)	
• Metal Grab Bars, Modern Straight 9" (set of 2)	\$228
Chrome (GBMS9C); Brushed Nickel (GBMS9BN)	
Polished Nickel (GBMS9PN)	
• Metal Grab Bars, Curved 9" (set of 2)	\$228
Chrome (GBMCC); Brushed Nickel (GBMCCBN);	
Polished Nickel (GBMCPN)	
• Waste & Overflow Kits (For other available finishes see p C-1)	
Lift & Turn White (WOW)	\$132
Lift & Turn Chrome (WOC)	\$86
Lift & Turn Brushed Nickel (WOBN)	\$160
Cable Driven White, Bone, Biscuit, Almond (WOCDW)	\$213
Cable Driven Chrome (WOCOD)	\$224
Cable Driven Brass (WOCDBR)	\$300
Cable Driven Oil Rubbed Bronze (WOCDOB)	\$300
Cable Driven Brushed Nickel (WOCDBN)	\$280
Cable Driven Polished Nickel (WOCDPN)	\$324
Toe-Tap Chrome (WOTTC)	\$162
Toe-Tap Brushed Nickel (WOTTBN)	\$184
• Textured Non-Slip Bottom (TXTBTM) meets ASTM F-462-1994	\$63
• Chromatherapy: digitally controlled LED lighting (LE)	\$499
• Pillows: various shapes and sizes	See p C-12
• Hand-Held Showers, factory-installed	See p C-24

• Integral Tile Flange 3 sides (ITF) Specify RH or LH Drain	N/A
• Tile Flange Kit Factory-Installed 3 sides – Rigid ABS (TFK3)	\$168
• Tile Flange Kit Field-Installed 3 sides – Rigid ABS (TFKNI)	\$78
• Pre-Leveled Foam Base (PLFOAM) [standard with air baths]	\$143
• Pre-Leveled Frame and Foam Base (PLF)	\$348
• Skirting (note: MTI recommends a Pre-Leveled Frame when ordering a skirt)	
Paintable Wood Skirt (SKW6)	\$246
Stainable Wood Skirt / Cherry (SKCH6)	\$1,231
Stainable Wood Skirt / Oak or Maple (SKO6)	\$1,022
One-Piece Traditional Acrylic Raised Panel (SKAO6)	\$323
Acrylic Raised Panel-Look w/ Removable Panels (SKAR6)	\$493
One-Piece Contemporary Acrylic Flat Panel (SKFO6)	\$323
Acrylic Euro-Style w/ Removable Panels (SKE6)	\$493
Acrylic Skirting Color Upgrade (See p M-1)	\$245

OPTIONS FOR WHIRLPOOLS ONLY

• Trim Kits *Must be specified at the time of tub order*	
Standard Therapy Chrome (TRC)	\$185
Standard Therapy Brass (TRBR)	\$387
Standard Therapy Br Nickel (TRBN); Pol Nickel (TRPON)	\$387
Standard Therapy Oil Rubbed Bronze (TROR) (See p C-37)	\$504
Standard Therapy Special Finish (TRSF) (See p C-37)	\$1,094
Ultra-Therapy Chrome (TRCU)	\$343
Ultra-Therapy Brass (TRBRU)	\$647
Ultra-Therapy Br Nickel (TRBNU); Pol Nickel (TRPONU)	\$647
Ultra-Therapy Oil Rubbed Bronze (TRORU) (See p C-37)	\$830
Ultra-Therapy Special Finish (TRSFU) (See p C-37)	\$1,790
• Neck Jet Pillows: Rectangular (PINJPR); Oval (PINJPO)	\$350
• Pump Upgrades	
2 bhp (PUMP2)	STD
3 bhp (PUMP3)	\$223
• Inline Heater Installed / Whirlpool (HTI)	\$466
• Low Water Sensor (LWS)	\$370
• Rotary Jets: Can be substituted for Point-Massage Jets (max 2)	See p C-34
• Additional Point-Massage Jets (EJ)	\$235
• Micro-Jets	See p C-35
• Cleaning Systems (See p C-30)	
Fill-Flush® without valves (FFSO)	\$559
Simple Touch® without valves (FFE)	\$640
• Breda Valve (Atmospheric Vent Only)	See p C-31
• Breda Valve (Diverter)	See p C-31
• Ozonator Bath Sanitation System (OZONE)	\$499