

GENERAL SPECIFICATIONS:

Tub Size	71.25" x 40.75" x 23"
Bathing Well	length: 58.5" top / 42.5" bottom width: 32" top / 28" bottom depth at overflow: 16"
Soaker Weight	175 lbs / 79.38 kg
Average Fill	40 gal to above jet level
Maximum Fill	80 gal to overflow
Undermountable	No

NOTE: Not recommended as a tub / shower combination

ELECTRICAL SPECIFICATIONS:

Required Electrical Service	110 Volt
Air Bath	1-15 amp GFCI

CSA Certified C/US; NAHB Certified; ANSI Z124.1 for plastic tubs and ANSI 112.19.7 for whirlpool components.

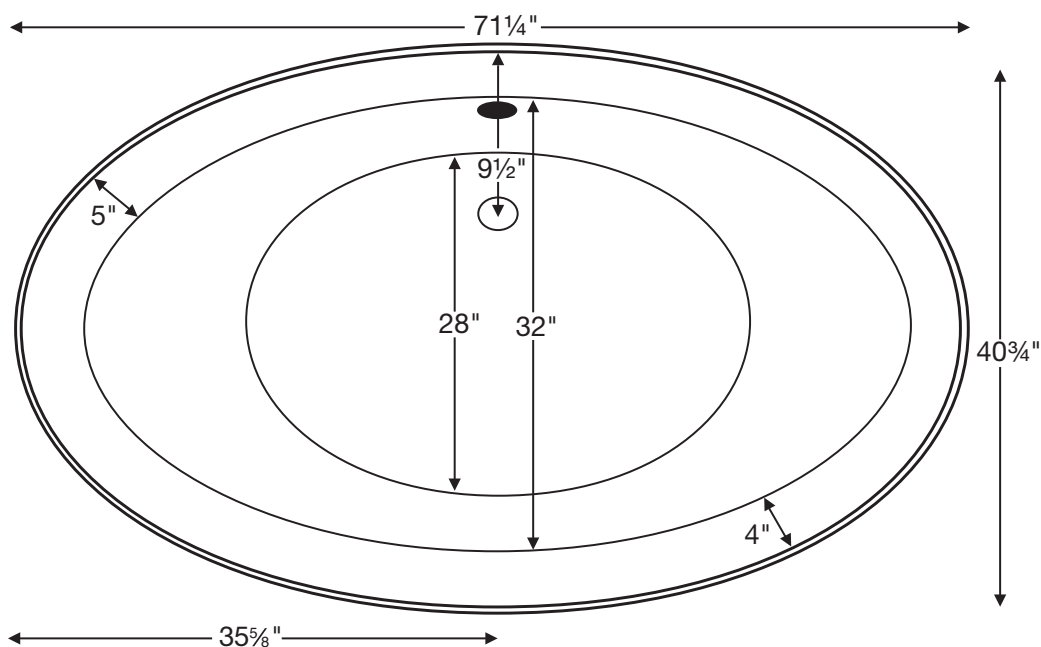
NOTE: See electrical specifications page for electrical requirements of options.

Trina MTDS-118

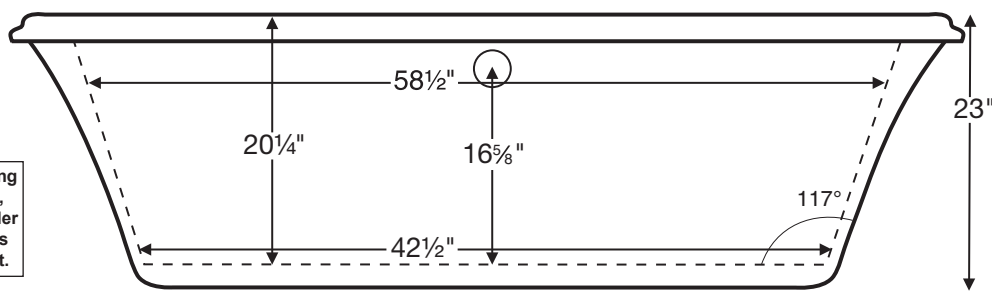
71.25" x 40.75" x 23"



Freestanding Tub



All MTI freestanding tubs use wall-mounted or freestanding faucets. The waste and overflow assembly is concealed between the walls of the tub, eliminating the need for a decorative exposed drain kit.



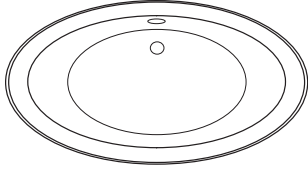

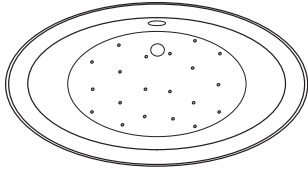
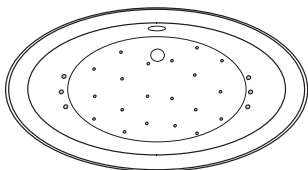
Before ordering or installing, please consider future access to equipment.

Measurements are $\pm 1/2$ " and are subject to change without notice.
Data herein supersedes all previous prior to publication date shown below.



Trina MTDS-118
71.25" x 40.75" x 23"

All packages with air bath include a timer for added safety..

Soaker	Soaker (S118)		
	Soaker with internal pre-leveled foam base		<p>Note: This freestanding tub comes equipped with an access panel on the drain side for installation of waste and overflow. IF the tub will be viewable from all angles, MTI will upon request eliminate the access panel. Please note, installation will be slightly more difficult.</p> <p>Tub with access panel.</p>  <p>Rear view.</p>
	\$3,954		
System Aria	Air Bath (AST118)		
	20 air jets, heated blower and internal pre-leveled foam base		
	\$6,329		
System Aria Elite	Aria Elite Bath (AE118)		
	20 air jets, six 7-port lateral jets (42 air streams), heated blower, 2 LED lights and internal pre-leveled foam base		
	\$7,782		

COLORS

Standard: White, Biscuit, Almond

Color Upgrade: See p M-1 for available colors

OPTIONS FOR ALL BATHS (See Section C for details)

• Quick Ship/Priority. Call for availability. (QSPRI)	N/C
• Remote Control (REMOTE) (Air Bath packages only)	\$629
• Radiance® (RAD100) (See p C-23)	
• Stereo H2O® with 2 transducers (STEREOH2O2) (See p C-20)	\$260
• Virtual Spout (FPMJ) (See p C-25)	\$295
• Inline Heater Installed / Soaker and Air Bath (HTISOAK)	\$999
• Tub Shield Frameless Enclosure Chrome	N/A
Square Hinges (MXSH24C) Oval Hinges (QXSH24C)	N/A
Other finishes available (See p K-13)	N/A
• Acrylic Grab Bars, Curved 9" (set of 2)	N/A
White (GBCW); Bone (GBCB); Almond (GBCAL);	
Biscuit (GBCBS); Clear w/ Chrome Accents (GBCAC)	
Clear w/ Brass Accents (GBCBAC)	
Clear w/ Brushed Nickel Accents (GBCAB)	
• Metal Grab Bars, Modern Straight 9" (set of 2)	N/A
Chrome (GBMS9C); Brushed Nickel (GBMS9BN)	
Polished Nickel (GBMS9PN)	
• Metal Grab Bars, Curved 9" (set of 2)	N/A
Chrome (GBMCC); Brushed Nickel (GBMCCBN);	
Polished Nickel (GBMCPN)	
• Waste & Overflow Kits (For other available finishes see p C-1)	
Lift & Turn White (WOW)	\$132
Lift & Turn Chrome (WOC)	\$86
Lift & Turn Brushed Nickel (WOBN)	\$160
Cable Driven White, Bone, Biscuit, Almond (WOCDW)	\$213
Cable Driven Chrome (WOC)	\$224
Cable Driven Brass (WOCDBR)	\$300
Cable Driven Oil Rubbed Bronze (WOCBOR)	\$300
Cable Driven Brushed Nickel (WOCDBN)	\$280
Cable Driven Polished Nickel (WOCDPN)	\$324
Toe-Tap Chrome (WOTTC)	\$162
Toe-Tap Brushed Nickel (WOTTBN)	\$184
• Decorative Towel Bar Chrome (CHTOWEL)	N/A
• Decorative Towel Bar Brushed Nickel (BNTOWEL)	N/A
• Blower Box: Oak (BBOAK); Cherry (BBCH); Maple (BMAP)	\$616
• Textured Non-Slip Bottom (TXTBTM) meets ASTM F-462-1994	\$63
• Chromatherapy: digitally controlled LED lighting (LE)	\$499
• Pillows: various shapes and sizes	See p C-12
• Hand-Held Showers, factory-installed	N/A

• Integral Tile Flange 3 sides (ITF) Specify RH or LH Drain	N/A
• Tile Flange Kit Factory-Installed 3 sides – Rigid ABS (TFK3)	N/A
• Tile Flange Kit Field-Installed 3 sides – Rigid ABS (TFKNI)	N/A
• Pre-Leveled Foam Base (PLFOAM)	STD
• Pre-Leveled Frame and Foam Base (PLF)	N/A
• Skirting w/Tub	
Paintable Wood Skirt (SKW6)	N/A
Stainable Wood Skirt / Cherry (SKCH6)	N/A
Stainable Wood Skirt / Oak or Maple (SKO6)	N/A
One-Piece Traditional Acrylic Raised Panel (SKAO6)	N/A
Acrylic Raised Panel-Look w/ Removable Panels (SKAR6)	N/A
One-Piece Contemporary Acrylic Flat Panel (SKFO6)	N/A
Acrylic Euro-Style w/ Removable Panels (SKE6)	N/A
Acrylic Skirting Color Upgrade (See p M-1)	N/A

