

GENERAL SPECIFICATIONS:

Tub Size	66" x 35.75" x 21"
Bathing Well	length: 57" top / 46" bottom width: 28" top / 24" bottom depth at overflow: 16.75"
Plumbed Weight	110 lbs / 49.90 kg
Soaker Weight	88 lbs / 39.92 kg
Average Fill	60 gal to above jet level
Maximum Fill	87 gal to overflow
Undermountable	No

NOTE: Filling this tub to the maximum may require an above average size or dedicated water heater.

NOTE: Not recommended as a tub / shower combination.

ELECTRICAL SPECIFICATIONS:

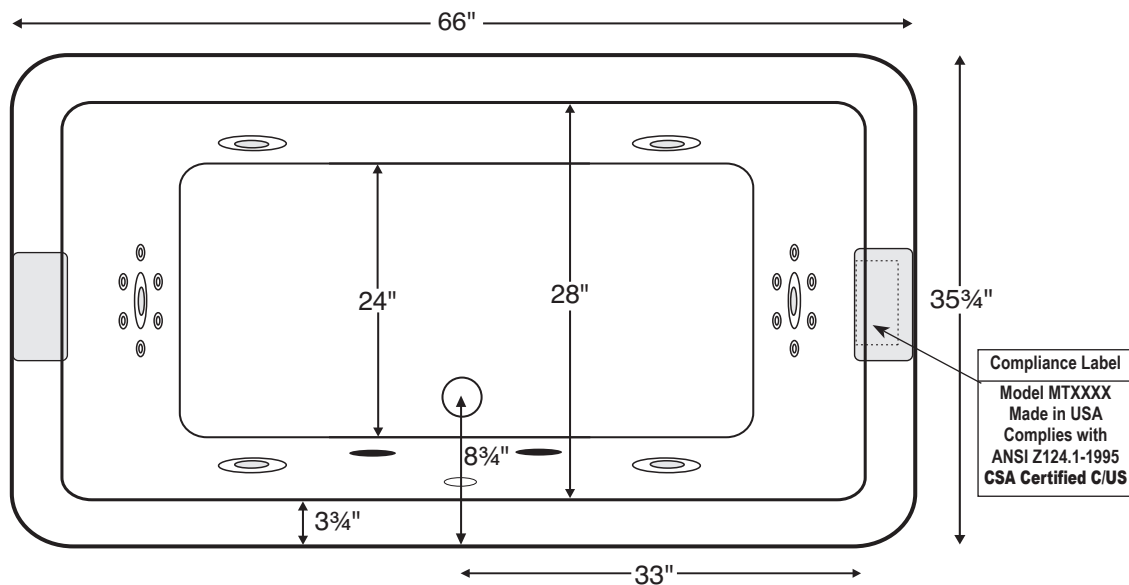
Required Electrical Service	110 Volt
Air Bath or Standard Whirlpool	1-15 amp GFCI
Standard Whirlpool w/Air	2-15 amp GFCI
Ultra-Therapy	2-20 amp GFCI
Ultra-Therapy w/Air	2-20 amp GFCI

CSA Certified C/US; NAHB Certified; ANSI Z124.1 for plastic tubs and ANSI 112.19.7 for whirlpool components.

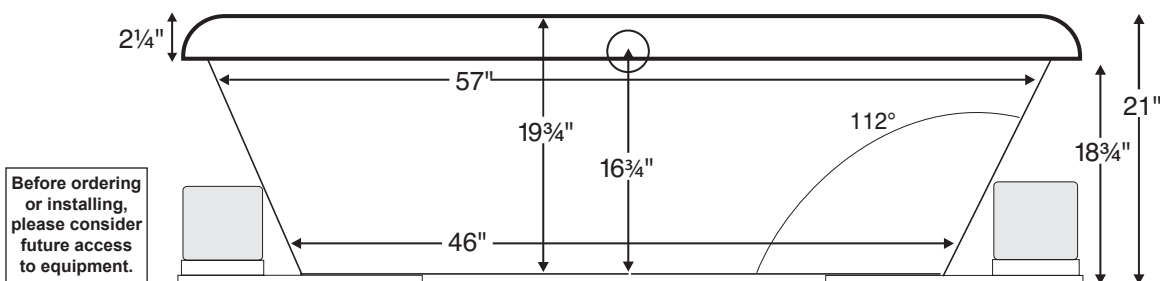
NOTE: See electrical specifications page for electrical requirements of options.

Normandy MTDS-144

66" x 35.75" x 21"



NOTE: Top deck/rim of tub is curved and not designed to mount faucetry.
Shown with Ultra-Therapy Package.

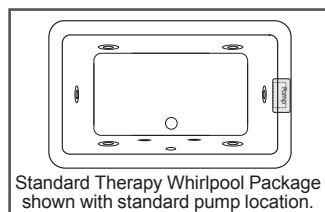


INSTALLATION: Add bedding compound to fully level and support bottom of tub. Skirting and/or pre-leveled frame will increase standard tub height up to 3". All tubs with pre-leveled foam base are designed to rest on the floor without additional bedding compound and will add approximately 2-3" to standard tub height. Please measure tub on-site before building tub decking. Measurements are $\pm 1/2"$ and are subject to change without notice. Measurements herein supersede all others published prior to publication date shown below. Suction and control locations may vary. Specifications and configurations are subject to change without notice.



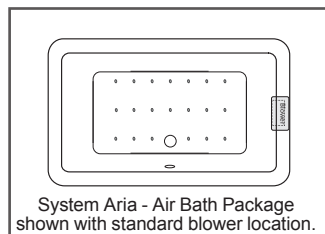
Normandy MTDS-144 65.75" x 35.75" x 21"

HYDROTHERAPY PACKAGES



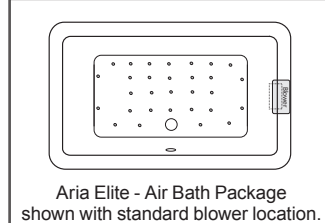
Soaker	
Soaker	
Part # S144	\$1,977

Whirlpool Packages		
Standard Therapy 6 point-massage whirlpool jets, 2-bhp pump	Ultra-Therapy 6 point-massage whirlpool jets, 12 micro-jets with Tsubo-massage, 2 2-bhp pumps, inline heater	
Part # P144	\$3,696	Part # P144U \$5,917



Air Bath Packages	
System Aria Bath 20 air jets, heated air blower, pre-leveled foam base*	
Part # AST144	\$4,354

Air Bath / Whirlpool Combination Packages		
System Aria - Air/Whirlpool 6 point-massage whirlpool jets, 2-bhp pump, 20 air jets, heated air blower, pre-leveled foam base*	System Aria - Air/Whirlpool Ultra 6 point-massage whirlpool jets, 12 micro-jets with Tsubo-massage, 2 2-bhp pumps, inline heater, 20 air jets, heated air blower, pre-leveled foam base*	
Part # AW144	\$6,072	Part # AU144 \$8,326



Aria Elite Bath 30 air jets, heated air blower, Chromatherapy using 2 LED lights, Aromatherapy, pre-leveled foam base*	
Part # AE144	\$5,977

Aria Elite - Air/Whirlpool 6 point-massage whirlpool jets, 2-bhp pump, 30 air jets, heated air blower, Chromatherapy using 2 LED lights, Aromatherapy, pre-leveled foam base*	Aria Elite - Air/Whirlpool Ultra 6 point-massage jets, 12 micro-jets with Tsubo-massage, 2 2-bhp pumps, inline heater, 30 air jets, heated air blower, Chromatherapy using 2 LED lights, Aromatherapy, pre-leveled foam base*	
Part # AEAP144	\$7,430	Part # AEAP144U \$9,620

NOTE: Above jet placements for illustration only.

* Foam base adds 2-3" to overall tub height.

TUB OPTIONS

- Colors
White (CWH), Bone (CBN), Biscuit (CBS), Almond (CAL)
Color Upgrade - See p. D-1 for available colors
- Quick Ship/Priority. (QSPRI) Call for availability.

COMPLEMENTARY THERAPIES

- Thermaltherapy (see p. D-3)
Radiance® (RAD100) \$999
Inline Heater for Whirlpools (HTI) \$466
Inline Heater with Pump for Soaker or Air Baths (HTISOAK) \$699
- Chromatherapy: Digitally controlled LED lighting (LE) (see p. D-5) \$499
- Audiotherapy: Stereo H₂O® (STEREOH2O) (see p. D-6) \$999

ACCESSORIES & HARDWARE

- Virtual Spout (FPMJ) (see p. D-8) \$212
- Grab Bars (Other finishes available see p. D-9)
Acrylic Grab Bars, Curved 9" (set of 2): \$221
White (GBCW); Bone (GBCB); Almond (GBCAL);
Biscuit (GBCBS)
- Metal Grab Bars, Modern Straight 9" (set of 2): \$251
Chrome (GBMS9C); Brushed Nickel (GBMS9BN)
- Metal Grab Bars, Curved 9" (set of 2): \$251
Chrome (GBMCC); Brushed Nickel (GBMCCBN)
- Drain & Overflow Kits (Other finishes available see p. D-10)
Lift & Turn - Chrome (WOC) \$86
Lift & Turn - Brushed Nickel (WOBNI) \$160
Cable Driven - Chrome (WOCDB) \$258
Cable Driven - Brushed Nickel (WOCDBNI) \$280
Toe-Tap - Chrome (WOTTC) \$194
Toe-Tap - Brushed Nickel (WOTTCBN) \$202
- Textured Non-Slip Bottom (TXTBTM) meets ASTM F-462-1994 \$63
- Pillows: various shapes and sizes (see p. D-13) From \$110

ADDITIONAL ACCESSORIES & HARDWARE FOR WHIRLPOOLS ONLY

- Trim Kits - Factory-Installed (Must be specified at time of tub order) See p. D-12
Standard Therapy - Chrome (TRC) \$185
Standard Therapy - Brushed Nickel (TRBN); Brass (TRBR) \$387
Standard Therapy - Special Finishes (TRSF); \$1,094
Ultra Therapy - Chrome (TRCU) \$343
Ultra Therapy - Brushed Nickel (TRBNU); Brass (TRBRU) \$647
Ultra Therapy - Special Finish (TRSFU) \$1,790

- Neck Jet Pillow: Rectangle (PINJPR); Oval (PINJPO) (see p. D-14) \$350
- Pump Upgrade - 3 bhp (PUMP3) \$223
- Additional Point-Massage Jets (EJ) \$235
- Rotary Jets - Can be substituted for Point-Massage Jets (max 2) See p. D-11
- Micro-Jets (see p. D-11) From \$289
- Low Water Sensor (LWS) (see p. D-15) \$389

WHIRLPOOL CLEANING SYSTEMS (see p. D-20)

- Fill-Flush® without valves (FFSO)* \$559
- Simple Touch® without valves (FFE)* \$640
- * Important: When ordering Fill-Flush or Simple Touch, a backflow prevention device may be required. See p. D-24 for details.
- Ozonator Bath Sanitation System (OZONE) (see p. D-25) \$499

INSTALLATION AIDS

- Pre-Leveled Foam Base (PLFOAM) (see p. D-27) \$143

RECOMMENDED ADDITIONAL PRODUCTS

- Teak Accessories** (See Sec. E)
- Teak Bath Mat (TK-MAT3018) (custom sizes also available)

\$329