

GENERAL SPECIFICATIONS:

Tub Size	65.5" x 35" x 23.5"
Bathing Well	length: 55" top / 39" bottom width: 27" top / 23" bottom depth at overflow: 17.5"
Soaker Weight	121 lbs / 54.88 kg
Maximum Fill	80 gal to overflow
Undermountable	No

NOTE: Filling this tub to the maximum may require an above average size or dedicated water heater.

NOTE: Not recommended as a tub / shower combination.

ELECTRICAL SPECIFICATIONS:

Required Electrical Service 110 Volt

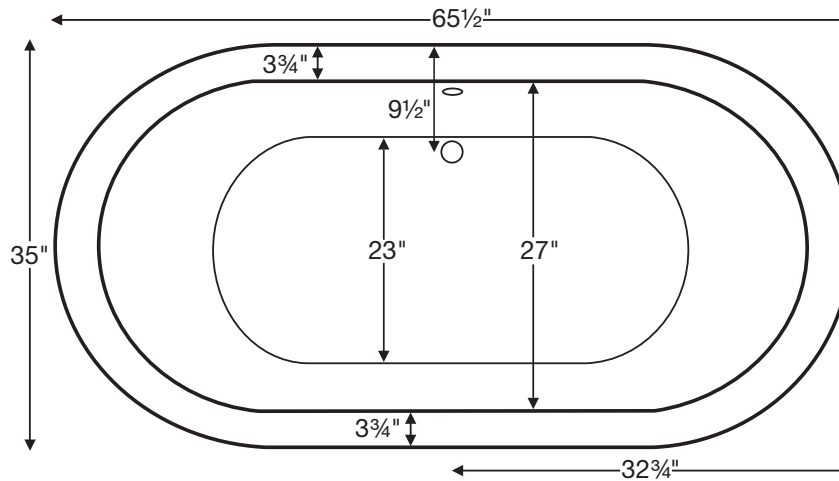
Air Bath 1-15 amp GFCI

CSA Certified C/US; NAHB Certified; ANSI Z124.1 for plastic tubs and ANSI 112.19.7 for whirlpool components.

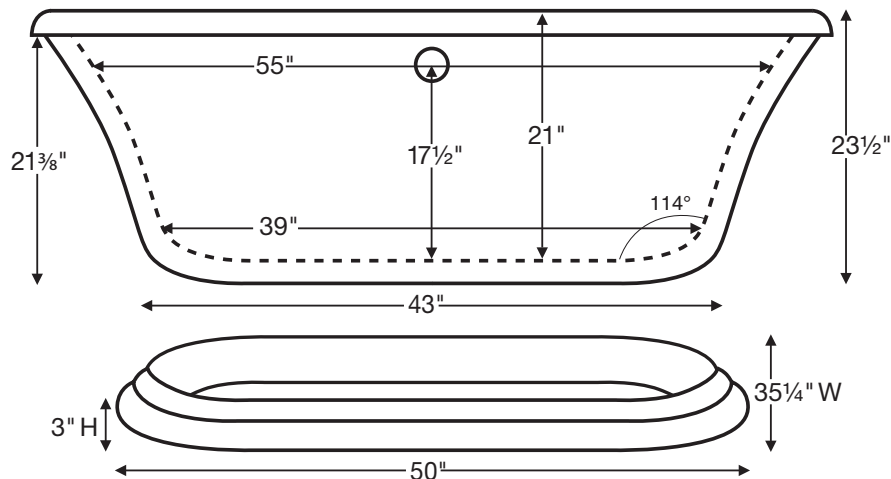
NOTE: See electrical specifications page for electrical requirements of options.

Linda MTDS-88**65.5" x 35" x 23.5"**

Freestanding Tub



All MTI freestanding tubs use wall-mounted or freestanding faucets. The waste and overflow assembly is concealed between the walls of the tub, eliminating the need for a decorative exposed drain kit.




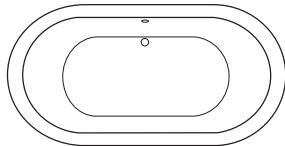
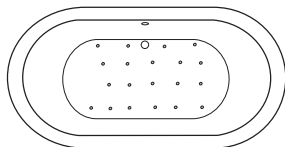
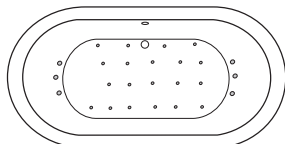
Before ordering
or installing,
please consider
future access
to equipment.

Measurements are $\pm 1/2"$ and are subject to change without notice.
Data herein supersedes all previous prior to publication date shown below.



Linda MTDS-88

All packages with air bath include a timer for added safety..

Soaker	Soaker (S88)	(S88) + (BASE88)	<p>Note: This freestanding tub comes equipped with an access panel on the drain side for installation of waste and overflow. IF the tub will be viewable from all angles, MTI will upon request eliminate the access panel. Please note, installation will be slightly more difficult.</p> <p>Tub with access panel.</p>  <p>Rear view.</p>
	Soaker with internal pre-leveled foam base	Soaker with optional base	
	\$3,630	\$4,629	
System Aria	Air Bath (AST88)	(AST88) + (BASE88)	
	20 air jets, heated blower and internal pre-leveled foam base	Air Bath with optional base	
	\$5,749	\$6,748	
System Aria Elite	Aria Elite Bath (AE88)	(AE88) + (BASE88)	
	20 air jets, six 7-port lateral jets (42 air streams), heated blower, 2 LED lights and internal pre-leveled foam base	Aria Elite Bath with optional base	
	\$7,345	\$8,344	

COLORS

Standard: White, Biscuit, Almond

Color Upgrade: See p M-1 for available colors

OPTIONS FOR ALL BATHS (See Section C for details)

- | | |
|--|---------|
| • Quick Ship/Priority. Call for availability. (QSPRI) | \$260 |
| • Remote Control (REMOTE) (Air Bath packages only) | \$295 |
| • Radiance® (RAD100) (See p C-23) | \$999 |
| • Stereo H2O® with 2 transducers (STEREOH2O2) (See p C-20) | N/A |
| • Virtual Spout (FPMJ) (See p C-25) | N/A |
| • Inline Heater Installed / Soaker and Air Bath (HTISOAK) | N/A |
| • Tub Shield Frameless Enclosure Chrome | N/A |
| Square Hinges (MXSH24C) Oval Hinges (QXSH24C) | N/A |
| Other finishes available (See p K-13) | |
| • Acrylic Grab Bars, Curved 9" (set of 2) | N/A |
| White (GBCW); Bone (GBCB); Almond (GBCAL); | |
| Biscuit (GBCBS); Clear w/ Chrome Accents (GBCAC) | |
| Clear w/ Brass Accents (GBCBAC) | |
| Clear w/ Brushed Nickel Accents (GBCAB) | |
| • Metal Grab Bars, Modern Straight 9" (set of 2) | N/A |
| Chrome (GBMS9C); Brushed Nickel (GBMS9BN) | |
| Polished Nickel (GBMS9PN) | |
| • Metal Grab Bars, Curved 9" (set of 2) | N/A |
| Chrome (GBMCC); Brushed Nickel (GBMCCBN); | |
| Polished Nickel (GBMCPN) | |
| • Waste & Overflow Kits (For other available finishes see p C-1) | |
| Lift & Turn White (WOW) | \$132 |
| Lift & Turn Chrome (WOC) | \$86 |
| Lift & Turn Brushed Nickel (WOBN) | \$160 |
| Cable Driven White, Bone, Biscuit, Almond (WOCDW) | \$213 |
| Cable Driven Chrome (WOCDB) | \$224 |
| Cable Driven Brass (WOCDBR) | \$300 |
| Cable Driven Oil Rubbed Bronze (WOCDOB) | \$300 |
| Cable Driven Brushed Nickel (WOCDBN) | \$280 |
| Cable Driven Polished Nickel (WOCDBPN) | \$324 |
| Toe-Tap Chrome (WOTTC) | \$162 |
| Toe-Tap Brushed Nickel (WOTTCBN) | \$184 |
| • Decorative Towel Bar Chrome (CHTOWEL) | \$334 |
| • Decorative Towel Bar Brushed Nickel (BNTOWEL) | \$334 |
| • Blower Box: Oak (BBOAK); Cherry (BBCH); Maple (BBMAP) | \$616 |
| • Textured Non-Slip Bottom (TXTBTM) meets ASTM F-462-1994 | \$63 |
| • Chromatherapy: digitally controlled LED lighting (LE) | \$499 |
| • Pillows: various shapes and sizes | See p C |
| • Hand-Held Showers, factory-installed | N/A |

- Integral Tile Flange 3 sides (ITF) Specify RH or LH Drain
- Tile Flange Kit Factory-Installed 3 sides – Rigid ABS (TFK3)
- Tile Flange Kit Field-Installed 3 sides – Rigid ABS (TFKNI)
- Pre-Leveled Foam Base (PLFOAM)
- Pre-Leveled Frame and Foam Base (PLF)
- Skirting w/Tub
 - Paintable Wood Skirt (SKW6)
 - Stainable Wood Skirt / Cherry (SKCH6)
 - Stainable Wood Skirt / Oak or Maple (SKO6)
 - One-Piece Traditional Acrylic Raised Panel (SKAO6)
 - Acrylic Raised Panel-Look w/ Removable Panels (SKAR6)
 - One-Piece Contemporary Acrylic Flat Panel (SKFO6)
 - Acrylic Euro-Style w/ Removable Panels (SKE6)
 - Acrylic Skirting Color Upgrade (See p M-1)

N/A

N/A

N/A

STD

N/A

N/A

N/A

N/A

N/A

N/A

N/A

N/A

N/A

