

ATELIER MTS-801



*Flush-Mount Installation Kit required for installation.

• FEATURES

16 gauge type 304 stainless steel
Tri-mount™ installation system
*FLUSH - MOUNTABLE

• TECHNICAL INFORMATION

External dimensions (L x W x D): 20" x 21" x 10"
Basin dimensions (L x W x D): 17" x 18" x 10"
Frame width: 1-1/2"
Frame thickness: 1/4"

• FINISHES

Brushed stainless steel (B)

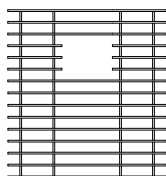
• INSTALLATION OPTIONS

Flush-mount (MTK-109 is required)
Top-mount
Under-mount


• MINIMUM CABINET SIZE (I.D.)

Flush-mount	22"
Top-mount	21"
Under-mount	22"

• ACCESSORY OPTIONS



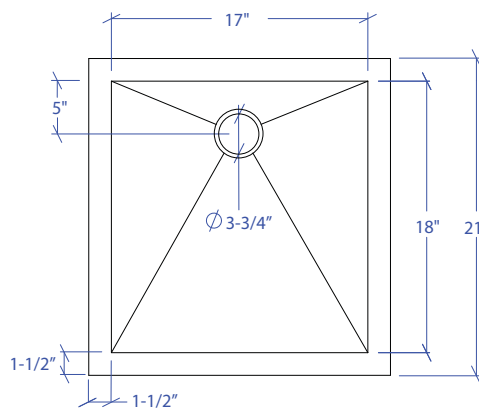
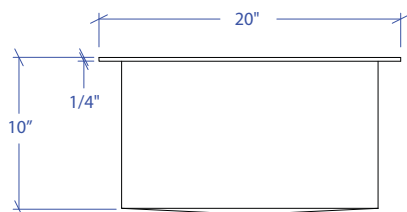
MBG-083
Basin Grid



MCB-801
Cutting Board

• INDUSTRY'S ONLY STAINLESS STEEL SINK DESIGNED SPECIFICALLY TO BE FLUSH-MOUNTED

• PATENT PENDING



TRI-MOUNT™