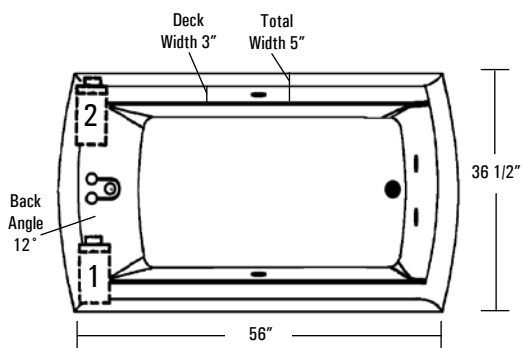


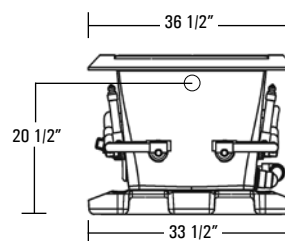
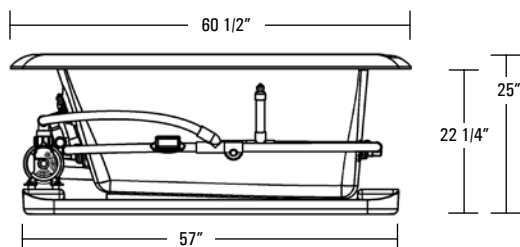
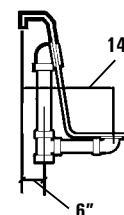
SARITA MOTIF

AQUATIC

LUXURY SERIES MODEL # AI6036M / AI32AIR6036TO (Tub Only)



Rough-In Plumbing Measurements



SPECIFICATIONS:

GENERAL SPECIFICATIONS:

Tub Size	60 1/2" x 36 1/2" x 25"
	153.7 cm x 92.7 cm x 63.5 cm
Bathing Well	37.5" long
	19" wide
	22 3/4" interior depth
Maximum Water Depth	17 3/4"
Shipping Weight	191 lbs. / 87 kg
Tub Weight Filled	740 lbs. / 336 kg
Tub Only Weight	95 lbs. / 43 kg
Weight w/Equipment	124 lbs. / 56 kg
Gallons to Overflow	74 gal. / 281 L
Gallons to Operate	55 gal. / 208 L

ELECTRICAL SPECIFICATIONS:

Pump	1.75 HP; 12 AMP; 110V
Requirement	15 AMP; 110V, separate circuit required protected w/ Class A GFCI
Optional Heater	1.5 kW; 12.5 AMP; 110V
Requirement	15 AMP; 110V, separate circuit required protected w/ Class A GFCI

STANDARD EQUIPMENT:

7 Hydrotherapy Jets including:

- 4 Full Size Pressure-Flo Hydrotherapy Jets
- 1 Recessed Rotary Massage Jets
- 2 StressEaz Neck & Shoulder Therapy Jets

Aquatic Quality Features:

- 1.75 HP Run-Dry Pump with 20-Minute Timer
- Bath-Side On/Off Electronic Button
- "Quiet Pad" Anti-Vibration Pump Mount for Quiet Pump Operation
- Slip Resistant Floor
- Pre-leveled ABS Support Base
- Heat-bent Rigid PVC Piping for Optimum Sanitary Conditions
- Durable, Easy to Clean, Lucite® Cast Acrylic Surface
- Available in 8 Standard No-Charge Colors

UL & IAPMO Listed, Factory Tested Limited Lifetime Warranty

OPTIONAL EQUIPMENT:

- Chromatherapy LED Lighting
- Comfort Pillow - Oval or Rectangle
- Jet Finish
 - Chrome, Polished Brass, Gold, Polished Nickel or Satin Nickel
- Bolt-On Grab Bar
 - White, Biscuit, Chrome, Polished Brass, Gold, Polished Nickel, Satin Nickel or Oil Rubbed Bronze
- 1.5 kW Inline Maintenance Heater
- Lift & Turn Waste and Overflow
 - Chrome, Polished Brass, Gold, Polished Nickel, Satin Nickel or Oil Rubbed Bronze
- Cable Drive Waste and Overflow
 - Chrome, Polished Brass, Gold, Polished Nickel, Satin Nickel, Oil Rubbed Bronze or Color Matched (Bone, White and Biscuit Only)
- Hand Held Jet - Chrome or Polished Brass
- 2 HP, 3-Speed Run-Dry Pump Upgrade
- Optional Pump Location
- Remote Pump Location
- Premium Colors

This unit is not recommended for shower installations.

All acrylic colors featured by Aquatic match the industry's leading fixture manufacturers.

**Fax-On-Demand
Document # 1299**



The manufacturer accepts a 1/4" variance. There are variations on each tub and specifications are subject to change as we improve upon our product as required. The dimensions needed for site preparation and structure building should be measured from the tub; Aquatic Industries, Inc. assumes no responsibility for preparatory work.

www.aquaticwhirlpools.com 800.555.5324

January 2008