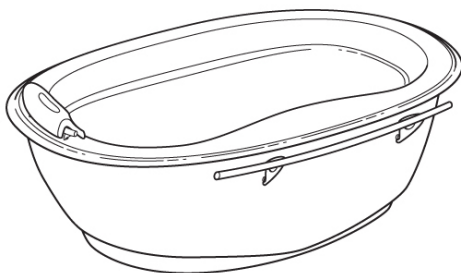


Souvenir[®] with apron

72" x 44" x 25" | 1829 x 1118 x 635 mm



Codes/Standards Applicable

- ANSI Z124.1.2
- CSA B45 Series

Whirlpool Bathtubs:

- UL1795
- ASME A112.19.7
- CSA C22.2 No. 218.2
- CSA B45.10

KEY BENEFITS

Nostalgic beauty meets high-tech performance
One of the only freestanding tubs on the market equipped with air and whirlpool massage systems

Deep, roomy interior enhances the therapeutic effect of massage systems, while compact exterior is perfect for creating a home oasis

STANDARD FEATURE(S)

Centre drain
Integrated faucet area
Relaxing armrests
White or Biscuit cushion with Chrome-plated support
Ergonomic backrest
Podium installation (without apron and towel bar)

PLUMBER FEATURE(S)

Freestanding installation (including one-piece apron and towel bar)

COMMON OPTIONS

Access panel

Additional towel bar
Chestnut storage cabinet
Decorative towel bar
Flexible main hose 15 ft for electronic control
Foam cushion
Mahogany storage cabinet
Metal trim kit for Aerofeel
Metal trim kit for whirlpool and combined systems
Natural storage cabinet
[One chromatherapy light](#)
One decorative cushion support
[Ozonator for whirlpool system](#)
Waste and overflow

MASSAGE SYSTEM(S)

[Aerofeel](#)
[Combined Hydromax and Aerofeel](#)
[Hydromax](#)
[Hydromax ResTM](#)

Colors

Standard Acrylic Colors

White 001

Bone
(Natural) 004

Biscuit
(Silk/Linen)
007

Non-Standard Acrylic Colors

Almond 013

Sterling
Silver (Gray)
005

Platinum
Gray 009

Black 015

Ice Gray 016

Fawn Beige
054

Innocent
Blush 066

Sandbar 143

Colors shown are for reference purposes only and are subject to change without notice. Exact matches are not possible with your monitor display or printing method used.

Model Specifications, Options and Accessories

☒

No	Model	Dimensions in. (mm)	Approx. Weight lb (kg)	PKG ft3 (m3)
<input type="checkbox"/> 100084-000	BATHTUB	71 3/4 X 43 5/8 X 24 1/2	146	46
Water Capacity: Minimum: 52 gal. Maximum: 72 gal.				

Whirlpool Systems

☒

No	Description	Dimensions in. (mm)	Approx. Weight lb (kg)	PKG ft3 (m3)
<input type="checkbox"/> 100084-004	HYDROMAX	71 3/4 X 43 5/8 X 24 1/2	181	46
<input type="checkbox"/> OPT 20141	HYDROMAX REST™	N/A	N/A	N/A

Air System

☒

No	Description	Dimensions in. (mm)	Approx. Weight lb (kg)	PKG ft3 (m3)
<input type="checkbox"/> 100084-055	AEROFEEL	71 3/4 X 43 5/8 X 24 1/2	171	46

Combined Systems

☒

No	Description	Dimensions in. (mm)	Approx. Weight lb (kg)	PKG ft3 (m3)
<input type="checkbox"/> 100084-094	COMBINED HYDROMAX AND AEROFEEL	71 3/4 X 43 5/8 X 24 1/2	206	46
<input type="checkbox"/> OPT 20141	HYDROMAX REST™	N/A	N/A	N/A

Common Options

<input checked="" type="checkbox"/>	No	Description	Dimensions in. (mm)	Approx. Weight lb (kg)	PKG ft3 (m3)
<input type="checkbox"/>	OPT 10053	One chromatherapy light (factory installed)	2 3/8	2.5	N/A
<input type="checkbox"/>	OPT 10102-085	One decorative towel bar available in other colors Available colors: Polished Brass (085) and Brushed Nickel (105).	N/A	N/A	
<input type="checkbox"/>	OPT 10102-105				
<input type="checkbox"/>	OPT 10103-085	One decorative cushion support available in other colors (included in product packaging) Available colors: Polished Brass (085) and Brushed Nickel (105)			
<input type="checkbox"/>	OPT 10103-105				
<input type="checkbox"/>	OPT 10107	Access panel for bathtub with systems 000 and 055 (you must order the storage cabinet).			
<input type="checkbox"/>	OPT 10108-084	Additional towel bar. Available colors: Chrome (084), Polished Brass (085) and Brushed Nickel (105).	43 1/2	5	
<input type="checkbox"/>	OPT 10108-085				
<input type="checkbox"/>	OPT 10108-105				
<input type="checkbox"/>	OPT 20140-001	Waste and overflow (included in product packaging) Available colors: White (001), Bone (004), Biscuit (007), Chrome (084), Polished Brass (085) and Brushed Nickel (105)	N/A	N/A	
<input type="checkbox"/>	OPT 20140-004				
<input type="checkbox"/>	OPT 20140-007				
<input type="checkbox"/>	OPT 20140-084				
<input type="checkbox"/>	OPT 20140-085				
<input type="checkbox"/>	OPT 20140-105				

Whirlpool Options

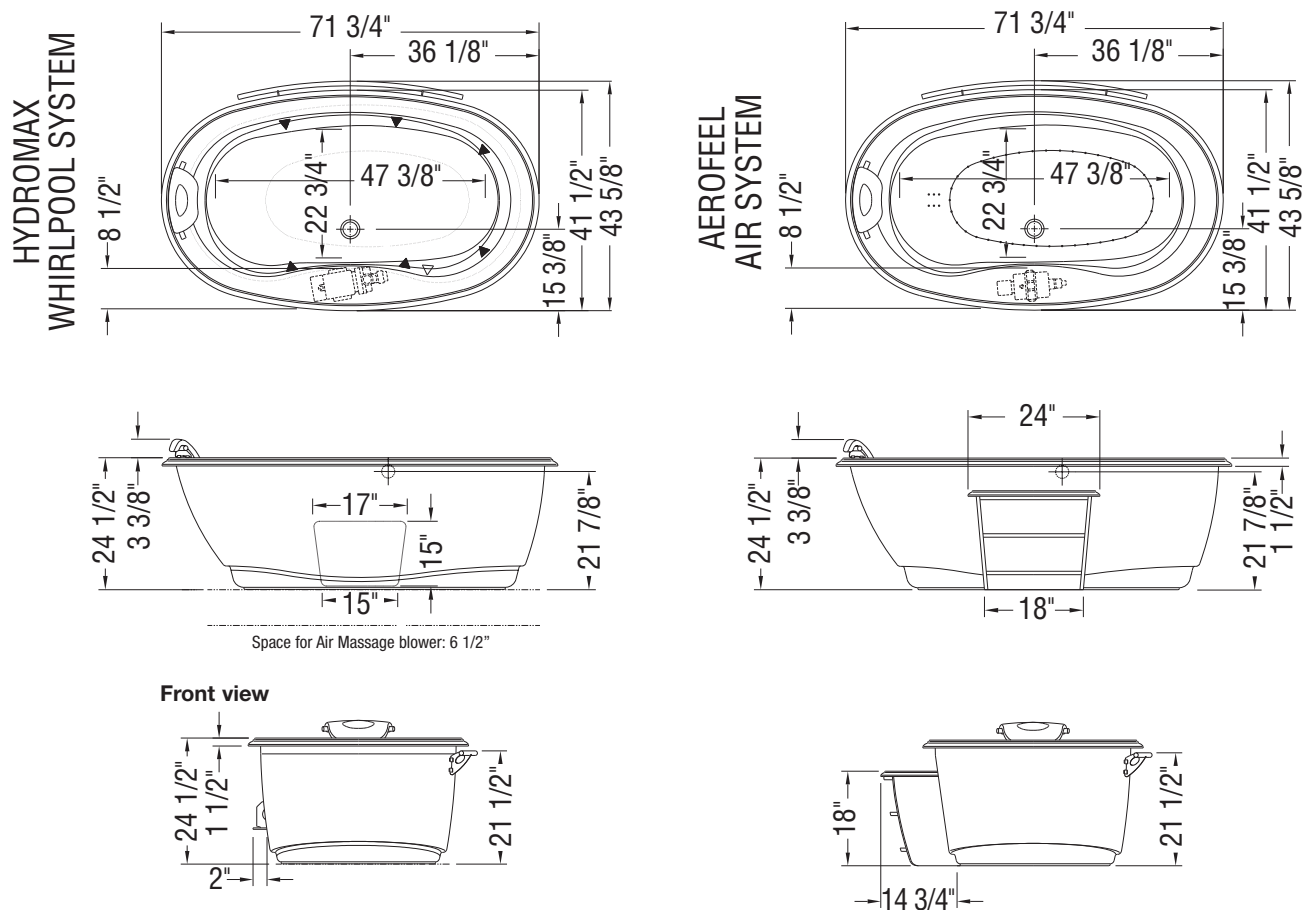
<input checked="" type="checkbox"/>	No	Description	Dimensions in. (mm)	Approx. Weight lb (kg)	PKG ft3 (m3)
<input type="checkbox"/>	OPT 10106-084	Metal trim kit for whirlpools and combined systems (factory installed) Available colors: Chrome (084), Polished Brass (085) and Brushed Nickel (105)	N/A	1.5	N/A
<input type="checkbox"/>	OPT 10106-085				
<input type="checkbox"/>	OPT 10106-105				
<input type="checkbox"/>	OPT 20139	Ozonator for whirlpool system (factory-installed)		N/A	

Air System Options

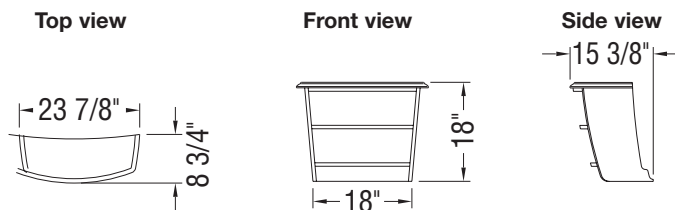
<input checked="" type="checkbox"/>	No	Description	Dimensions in. (mm)	Approx. Weight lb (kg)	PKG ft3 (m3)
<input type="checkbox"/>	OPT 10119-084	Metal trim kit for Aerofeel electronic control only (factory installed) Available colors: Chrome (084), Polished Brass (085) and Brushed Nickel (105)	N/A	1.5	N/A
<input type="checkbox"/>	OPT 10119-085				
<input type="checkbox"/>	OPT 10119-105				

Accessories

✓	No	Description	Dimensions in. (mm)	Approx. Weight lb (kg)	PKG ft3 (m3)	
<input type="checkbox"/>	10004309-001	Foam cushion (Souvenir) (sold separately)	N/A	1	0.27	
<input type="checkbox"/>	10004309-007	Available colors: White (001) and Biscuit (007)				
<input type="checkbox"/>	10007311	Mahogany storage cabinet (sold separately)	23 7/8 X 18 X 8 3/4	20	4.5	
<input type="checkbox"/>	10007312	Chestnut storage cabinet (sold separately)				
<input type="checkbox"/>	10007313	Natural (non-treated) storage cabinet (sold separately)				
<input type="checkbox"/>	10019708	Flexible Main Hose (15-ft. extension) for Electronic Control Air Massage - Kit (sold separately)	N/A	2.5	0.89	
<input type="checkbox"/>	10025081-001	Waste and overflow Available colors: White (001), Bone (004), Biscuit (007), Chrome (084), Polished Brass (085) and Brushed Nickel (105)		N/A	N/A	N/A
<input type="checkbox"/>	10025081-004					
<input type="checkbox"/>	10025081-007					
<input type="checkbox"/>	10025081-084					
<input type="checkbox"/>	10025081-085					
<input type="checkbox"/>	10025081-105					



Technical drawings of the storage cabinet



- (▲) : Indicates Hydromax whirlpool jets positioning
- (●) : Indicates Aerofeel airjets positioning
- (△) : Indicates suction positioning

All dimensions are approximate and subject to change without prior notice.
Please refer to installation guide before installing unit.

Bathtub base includes anti-vibration Neutra-Phone[™] leg supports (not shown).

Canada	Alberta British Columbia Manitoba New Brunswick Newfoundland Nova Scotia Northwest Territories Ontario Prince Edward Island Quebec Saskatchewan Yukon Territory
United States	Alabama Alaska Arizona Arkansas California Colorado Connecticut Delaware District of Columbia Florida Georgia Hawaii Idaho Illinois Indiana Iowa Kansas Kentucky Louisiana Maine Maryland Massachusetts Michigan Minnesota Mississippi Missouri Montana Nebraska Nevada New Hampshire New Jersey New Mexico New York North Carolina North Dakota Ohio Oklahoma Oregon Pennsylvania Rhode Island South Carolina South Dakota Tennessee Texas Utah Vermont Virginia Washington West Virginia Wisconsin Wyoming
International	Jamaica Switzerland Korea China Taiwan Pilipinas Vietnam Malaysia Singapore Egypt Kuwait Dubai Qatar Saudi Arabia Bermuda Turks & Caicos Dominican Republic Panama Costa Rica Guatemala Colombia

Here are the electrical specifications for all MAA[®] Collection bathtub therapeutic systems offered in the United States.

PLEASE NOTE THAT SOME SYSTEMS MAY NOT BE AVAILABLE ON THE PRODUCT YOU HAVE SELECTED.

Please refer to the *Common Options* and *Massage System(s)* sections for more details.

HYDROFEEL	
Pump: Requires a dedicated circuit protected by a Class A GFCI. This circuit can be shared with these two options: Chromatherapy and Ambiance Set (Urban [®] Water Cascade)	
Heater: Requires a dedicated circuit protected by a Class A GFCI.	
Pump	1.5HP / 120V / 12.5A / 60Hz
REST [™] Pump Option	1HP / 120V / 9.4A / 60Hz
Heater	1500W / 120V / 12.5A / 60Hz

HYDROMAX	
Pump: Requires a dedicated circuit protected by a Class A GFCI. This circuit can be shared with Chromatherapy (option).	
Pump 2 (for large bathtubs): Requires a dedicated circuit protected by a Class A GFCI.	
Heater: Requires a dedicated circuit protected by a Class A GFCI.	
Pump	1.5HP / 120V / 12.5A / 60Hz
REST [™] Pump Option	1HP / 120V / 9.4A / 60Hz
Heater	1500W / 120V / 12.5A / 60Hz

AEROFEEL	
Blower: Requires a dedicated circuit protected by a Class A GFCI. This circuit can be shared with these two options: Chromatherapy and Ambiance Set (Urban [®] Water Cascade).	
Blower	1.4HP / 120V / 9.5A / 60Hz

COMBINED HYDROFEEL / AEROFEEL	
Blower: Requires a dedicated circuit protected by a Class A GFCI.	
Pump: Requires a dedicated circuit protected by a Class A GFCI. This circuit can be shared with these two options: Chromatherapy and Ambiance Set (Urban [®] Water Cascade).	
Heater: Requires a dedicated circuit protected by a Class A GFCI.	
Blower	1.4HP / 120V / 9.5A / 60Hz
Pump	1.5HP / 120V / 12.5A / 60Hz
REST [™] Pump Option	1HP / 120V / 9.4A / 60Hz
Heater	1500W / 120V / 12.5A / 60Hz

COMBINED HYDROMAX / AEROFEEL	
Blower: Requires a dedicated circuit protected by a Class A GFCI.	
Pump: Requires a dedicated circuit protected by a Class A GFCI. This circuit can be shared with Chromatherapy (option).	
Pump 2 (for large bathtubs): Requires a dedicated circuit protected by a Class A GFCI.	
Heater: Requires a dedicated circuit protected by a Class A GFCI.	
Blower	1.4HP / 120V / 9.5A / 60Hz
Pump	1.5HP / 120V / 12.5A / 60Hz
REST [™] Pump Option	1HP / 120V / 9.4A / 60Hz
Heater	1500W / 120V / 12.5A / 60Hz

CHROMATHERAPY	
Requires a dedicated circuit protected by a Class A GFCI.	

AMBIANCE SET (URBAN [®] WATER CASCADE)	
Requires a dedicated circuit protected by a Class A GFCI. This circuit can be shared with Chromatherapy (option).	

Installation Note

Install this product according to the *Installation Guide*.

All electrical wiring must be done per national/local electrical codes.