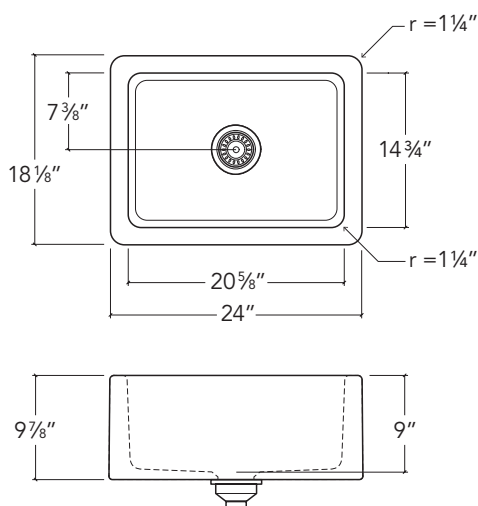
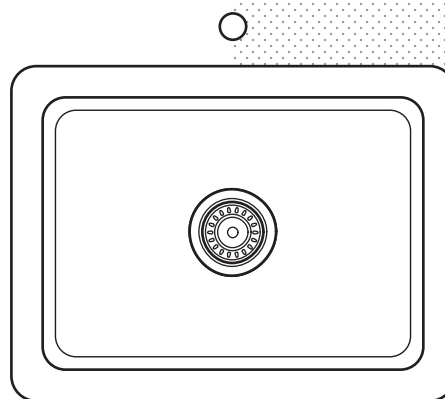


# PRO TERRA

## M125-F

**Fine fireclay kitchen sink**  
With rounded corners [1,25"]



\* Dimensions can vary. Please refer to next page for details.

**TM125-FS-241810**

**Installation**  
Farmhouse

**Bowl\***  
20 5/8" X 14 3/4" X 9"

**Overall\***  
24" X 18 1/8" X 9 7/8"

**Cabinet**  
27"

**Drain**  
Ø 3 1/2"

**Packaging**  
24 1/2" x 20 7/8" x 11"  
66 lbs

### Features

- Fine fireclay with 0,6" (15 mm) thick walls
- Resistant to scratches and chips thanks to the fusion of glaze and fireclay
- Enameled glossy white finish, non-porous, hygienic and easy to clean
- Flat apron finished on all four sides
- Centered drain position
- Waste disposal unit compatible
- Satin stainless steel strainer included (TM-SA-3.5-SA)
- Product certified ASME A112.19.2-2013 and CSA B45.1-13

### Warranty

Prochef offers a FIVE (5) YEAR LIMITED WARRANTY on the fixed components of its fine fireclay sinks, ensuring them against defect of material and workmanship and against fading/staining. This warranty is limited to defects or damages resulting from a normal residential use. For further details on our product warranty, please refer to our catalog or Web site.

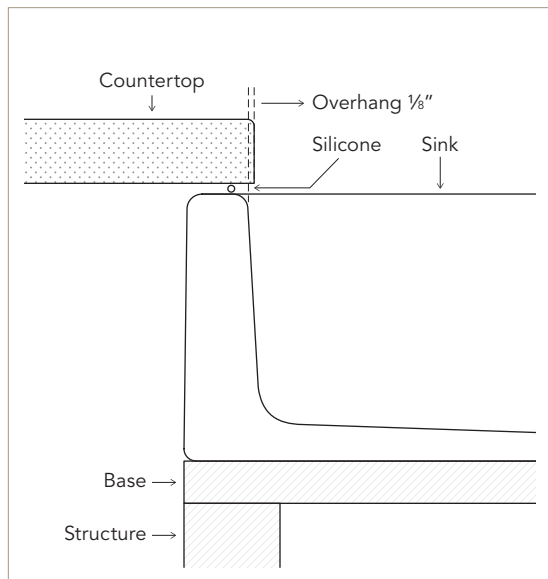
### Accessories (optional)

**Grid**  
TM-G-2014

## Farmhouse installation

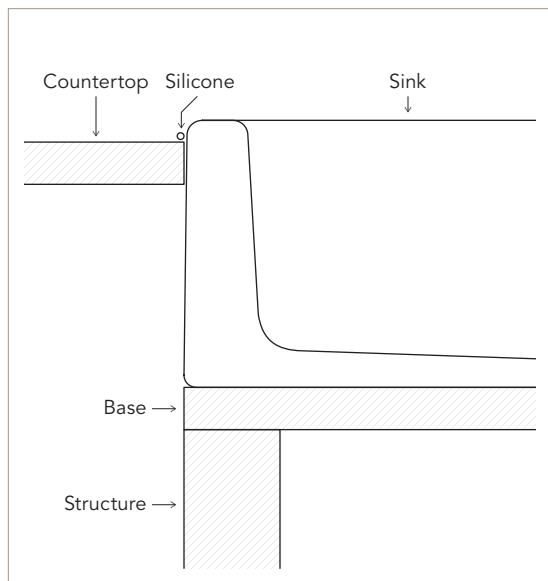
### A. Undermount

Countertop made of granite, quartz, Corian, marble or other stone surface



### B. Exposed rim

Countertop made of laminate, wood, ceramic tile, granite, quartz, Corian, marble or other stone surface.



## Maintenance

Follow one simple rule to keep your sink in good condition:  
Clean it regularly.

### Daily

Clean the sink with a sponge or a rag.

Use a mild soap (dish soap) or an all-purpose, non-abrasive liquid cleanser.

Always rinse with warm water and wipe with a dry cloth.

Use a bottom grid to protect the finish of the sink.

### Precautions

Do not scrub the sink with steel wool or scouring pads.

Do not use abrasive cleansers.

For tough stains, use a cream bathroom cleanser, rinse with water and wipe with a dry cloth.

Do not place a rubber mat on the bottom of your sink. Food, water, and cleaning products can cling to it and create stains.

## IMPORTANT

Due to manufacturing process of fine fireclay sinks, dimensions can vary  $\pm 3/16"$  (5 mm). We recommend that your kitchen fitter cuts countertop only after having measured sink. Make sure structure can support weight of sink full of water.