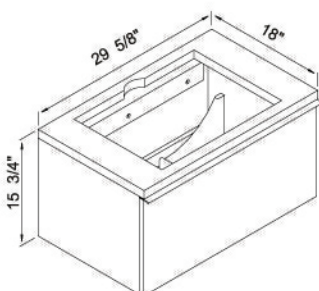
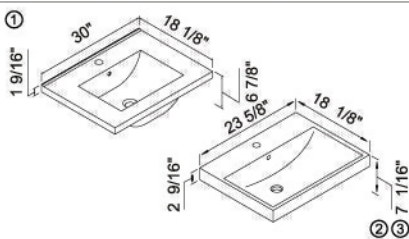
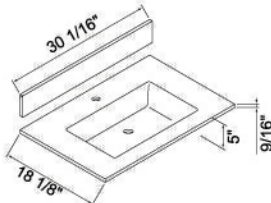


Venasca-30

Specs	Component	Description	Unit Price (ea.)
Cabinet:			
	Cabinet	<ul style="list-style-type: none">• 30" Wall Hung Cabinet features a fully adjustable drawer with full extension soft closing glides (by Blum®)• Cabinet with matching finished interior	
	B991-30-002-WA	Walnut	
	B991-30-002-GW	Glossy White	
	B991-30-002-AG	Ash Grey	
Ceramic Basin options:			
	① CB-8130-WH	<ul style="list-style-type: none">• 30" Ceramic Basin with overflow• Single faucet hole • White	
	② CB-7124-WH	<ul style="list-style-type: none">• 24" Ceramic Basin with overflow• Single faucet hole • White	
	③ CB-7124-BI	<ul style="list-style-type: none">• 24" Ceramic Basin with overflow• Single faucet hole • Biscuit	
Glass Countertop/Basin options:			
	Glass Countertop/ Basin	<ul style="list-style-type: none">• 30" Tempered Glass Countertop/basin• No overflow• Backsplash included• Single faucet hole	
	GTS1808-30-110-EG	<ul style="list-style-type: none">• Ever Green	
	GTS1808-30-110-WW	<ul style="list-style-type: none">• Winter White	
Suggested Accessories	Complete Selection	Shown	Unit Price (ea.)
Medicine Cabinet	Pages: 196-201	MP990-24P-030-WA	
		MP990-24P-030-GW	
		MP990-24P-030-AG	
*Above Medicine Cabinets are 25" in Height . Also available in 30" Height. See page: 196-200			
Linen Cabinet	Pages: 204-208	LCAS-161560-0002-WA	
		LCAS-161560-0002-GW	
		LCAS-161560-0002-AG	
Mirror	Pages: 202-203		

25" to 30"