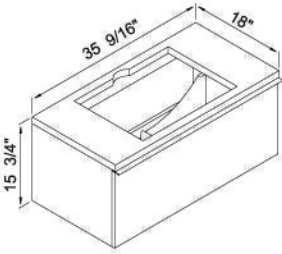
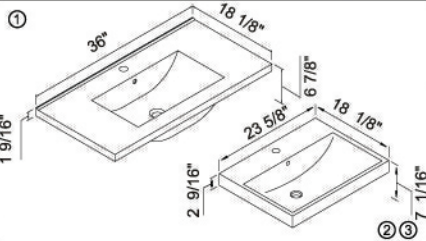
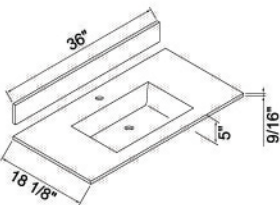


Venasca-36

| Specs | Component | Description | Unit Price (ea.) |
|---|-------------------------|--|------------------|
| Cabinet: | | | |
|  | Cabinet | <ul style="list-style-type: none"> • 36" Wall Hung Cabinet features a fully adjustable drawer with full extension soft closing glides (by Blum®) • Cabinet with matching finished interior • Drawer includes adjustable tempered glass dividers | |
| | B992-36C-002-WA | Walnut | |
| | B992-36C-002-GW | Glossy White | |
| | B992-36C-002-AG | Ash Grey | |
| Ceramic Basin options: | | | |
|  | ① CB-8136-WH | <ul style="list-style-type: none"> • 36" Ceramic Basin with overflow • Single faucet hole • White | |
| | ② CB-7124-WH | <ul style="list-style-type: none"> • 24" Ceramic Basin with overflow • Single faucet hole • White | |
| | ③ CB-7124-BI | <ul style="list-style-type: none"> • 24" Ceramic Basin with overflow • Single faucet hole • Biscuit | |
| Glass Countertop/Basin options: | | | |
|  | Glass Countertop/ Basin | <ul style="list-style-type: none"> • 36" Tempered Glass Countertop/basin • No overflow • Backsplash included • Single faucet hole | |
| | GTS1808-36-110-EG | • Ever Green | |
| | GTS1808-36-110-VVV | • Winter White | |
| Suggested Accessories | Complete Selection | Shown | Unit Price (ea.) |
| Medicine Cabinet | Pages: 196-201 | MP9-36P-030-WA | |
| | | MP9-36P-030-GW | |
| | | MP9-36P-030-AG | |
| Linen Cabinet | Pages: 204-208 | LCAS-161560-0002-WA | |
| | | LCAS-161560-0002-GW | |
| | | LCAS-161560-0002-AG | |
| Mirror | Pages: 202-203 | RL-PT3620-003-AL | |

31" to 36"