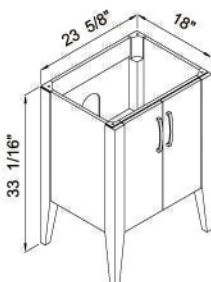
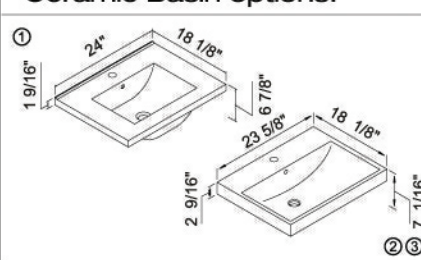
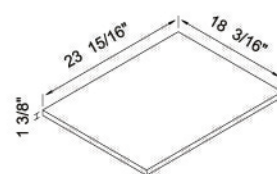
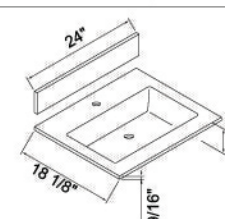


Caserta-24

24" & under

Specs	Component	Description	Unit Price (ea.)
Cabinet:			
	Cabinet	<ul style="list-style-type: none">• 24" Cabinet features 2 fully adjustable soft closing doors (hinges by Blum®)• Interior bottom drawer with full extension soft closing glides• Cabinet with matching finished interior• Handles: Stainless Steel finish	
	B918-24-001-WA	Walnut	
	B918-24-001-GW	Glossy White	
	Handle option:		
	H918-060-PC-H (x2)	<ul style="list-style-type: none">• Optional handles in Polished Chrome finish• 2 units needed	
Ceramic Basin options:			
	① CB-8124-WH	<ul style="list-style-type: none">• 24" Ceramic Basin with overflow• Single faucet hole • White	
	② CB-7124-WH	<ul style="list-style-type: none">• 24" Ceramic Basin with overflow• Single faucet hole • White	
	③ CB-7124-BI	<ul style="list-style-type: none">• 24" Ceramic Basin with overflow• Single faucet hole • Biscuit	
Wood Countertop:			
	Wood Countertop	<ul style="list-style-type: none">• 24" Wood Countertop • No holes• Requires cut out by on-site installer (See Washbasin Price Book for complete selection)	
	WT9-24-000-000-WA	Walnut	
	WT9-24-000-000-GW	Glossy White	
Note: The use of a wood countertop item # WT9-24-000-000-XX is Optional for this model			
Glass Countertop/Basin options:			
	Glass Countertop/ Basin	<ul style="list-style-type: none">• 24" Tempered Glass Countertop/basin• No overflow• Backsplash included• Single faucet hole	
	GTS1808-24-110-EG	• Ever Green	
	GTS1808-24-110-WW	• Winter White	
Suggested Accessories	Complete Selection	Shown	Unit Price (ea.)
Medicine Cabinet	Pages: 196-201	MP9-24P-030-WA	
		MP9-24P-030-GW	
*Above Medicine Cabinets are 30" in Height . Also available in 25" Height. See page: 196-200			
Linen Cabinet	Pages: 204-208		
Mirror	Pages: 202-203		