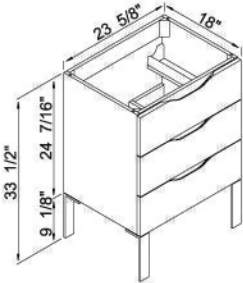
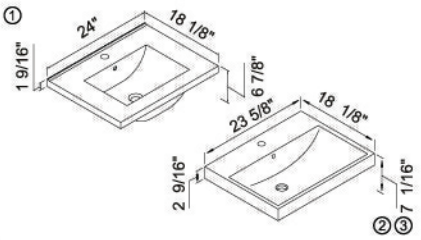
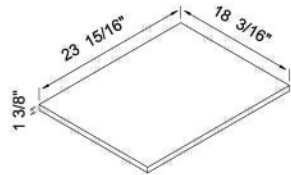
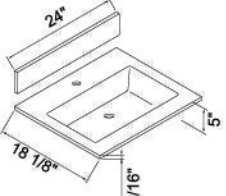


Milano-24

Specs	Component	Description	Unit Price (ea.)
Cabinet:			
	Cabinet	<ul style="list-style-type: none">• 24" Cabinet features 3 fully adjustable drawers with full extension soft closing glides• Cabinet with matching finished interior• Includes 4 Polished Chrome feet (L100-5-008-PC)• Bottom drawer includes adjustable tempered glass dividers	
	B200-24-002-WA	Walnut	
	B200-24-002-GW	Glossy White	
	B200-24-002-AG	Ash Grey	
Ceramic Basin options:			
	① CB-8124-WH	<ul style="list-style-type: none">• 24" Ceramic Basin with overflow• Single faucet hole • White	
	② CB-7124-WH	<ul style="list-style-type: none">• 24" Ceramic Basin with overflow• Single faucet hole • White	
	③ CB-7124-BI	<ul style="list-style-type: none">• 24" Ceramic Basin with overflow• Single faucet hole • Biscuit	
Wood Countertop:			
	Wood Countertop	<ul style="list-style-type: none">• 24" Wood Countertop • No holes• Requires cut out by on-site installer (See Washbasin Price Book for complete selection)	
	WT9-24-000-000-WA	Walnut	
	WT9-24-000-000-GW	Glossy White	
	WT9-24-000-000-AG	Ash Grey	
Note: The use of a wood countertop item # WT9-24-000-000-XX is Optional for this model			
Glass Countertop/Basin options:			
	Glass Countertop/ Basin	<ul style="list-style-type: none">• 24" Tempered Glass Countertop/basin• No overflow• Backsplash included• Single faucet hole	
	GTS1808-24-110-EG	• Ever Green	
	GTS1808-24-110-WW	• Winter White	
Suggested Accessories	Complete Selection	Shown	Unit Price (ea.)
Medicine Cabinet	Pages: 196-201	MP990-24P-030-WA	
		MP990-24P-030-GW	
		MP990-24P-030-AG	
*Above Medicine Cabinets are 25" in Height . Also available in 30" Height. See page: 196-200			
Linen Cabinet	Pages: 204-208	LCAS-161560-0002-WA	
		LCAS-161560-0002-GW	
		LCAS-161560-0002-AG	
Mirror	Pages: 202-203		