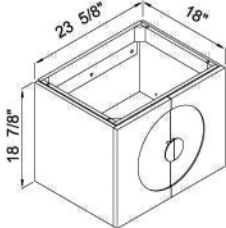
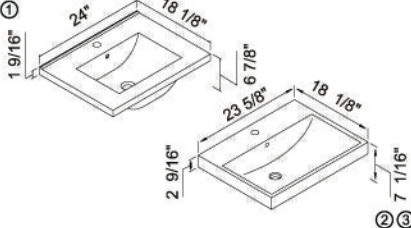
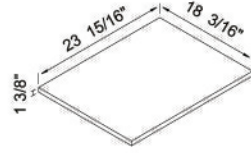
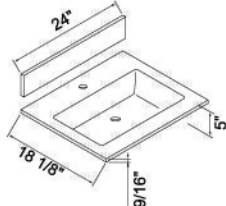


Palermo-24

Specs	Component	Description	Unit Price (ea.)
Cabinet:			
	Cabinet	<ul style="list-style-type: none">• 24" Wall Hung Cabinet features 3 fully adjustable drawers with full extension soft closing glides• Cabinet with matching finished interior• Handles: Polished Chrome finish	
	B923-24-002-WA	Walnut	
	B923-24-002-GW	Glossy White	
	Handle option:		
	H922-060-SS-H (x2)	<ul style="list-style-type: none">• Optional handles in Stainless Steel finish• 2 units needed	
Ceramic Basin options:			
	① CB-8124-WH	<ul style="list-style-type: none">• 24" Ceramic Basin with overflow• Single faucet hole • White	
	② CB-7124-WH	<ul style="list-style-type: none">• 24" Ceramic Basin with overflow• Single faucet hole • White	
	③ CB-7124-BI	<ul style="list-style-type: none">• 24" Ceramic Basin with overflow• Single faucet hole • Biscuit	
Wood Countertop:			
	Wood Countertop	<ul style="list-style-type: none">• 24" Wood Countertop • No holes• Requires cut out by on-site installer (See Washbasin Price Book for complete selection)	
	WT9-24-000-000-WA	Walnut	
	WT9-24-000-000-GW	Glossy White	
Note: The use of a wood countertop item # WT9-24-000-000-XX is Optional for this model			
Glass Countertop/Basin options:			
	Glass Countertop/ Basin	<ul style="list-style-type: none">• 24" Tempered Glass Countertop/basin• No overflow• Backsplash included• Single faucet hole	
	GTS1808-24-110-EG	• Ever Green	
	GTS1808-24-110-WW	• Winter White	
Suggested Accessories	Complete Selection	Shown	Unit Price (ea.)
Medicine Cabinet	Pages: 196-201	MF9-24P-030-WA	
		MF9-24P-030-GW	
Linen Cabinet	Pages: 204-208	LCRS-120760-0001-WA	
		LCRS-120760-0001-GW	
Mirror	Pages: 202-203		