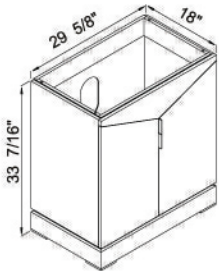
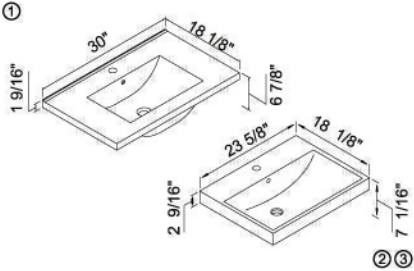
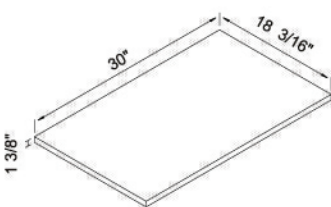
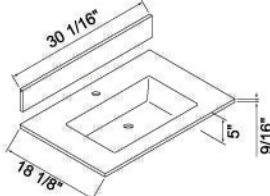


Savona-30

Specs	Component	Description	Unit Price (ea.)
Cabinet:			
	Cabinet	<ul style="list-style-type: none"> • 30" Cabinet features 2 fully adjustable soft closing doors (hinges by Blum®) • Interior bottom drawer with full extension soft closing glides • Cabinet with matching finished interior • Handle: Polished Chrome finish 	
	B926-30-001-WA	Walnut	
	B926-30-001-GW	Glossy White	
	Handle and Leg Options:		
	H800-060-SS-H (x2)	<ul style="list-style-type: none"> • Optional handles in Stainless Steel finish • 2 units needed 	
	L800-062-SS-LP (x4)	<ul style="list-style-type: none"> • Optional Leg Plates in Stainless Steel finish • 4 units needed 	
Ceramic Basin options:			
	① CB-8130-WH	<ul style="list-style-type: none"> • 30" Ceramic Basin with overflow • Single faucet hole • White 	
	Below requires a wood countertop Model # WT9-30-000-000-XX		
	② CB-7124-WH	<ul style="list-style-type: none"> • 24" Ceramic Basin with overflow • Single faucet hole • Requires wood countertop • White 	
	③ CB-7124-BI	<ul style="list-style-type: none"> • 24" Ceramic Basin with overflow • Single faucet hole • Requires wood countertop • Biscuit 	
Wood Countertop:			
	Wood Countertop	<ul style="list-style-type: none"> • 30" Wood Countertop • No holes • Requires cut out by on-site installer (See Washbasin Price Book for complete selection) 	
	WT9-30-000-000-WA	Walnut	
	WT9-30-000-000-GW	Glossy White	
Glass Countertop/Basin options:			
	Glass Countertop/ Basin	<ul style="list-style-type: none"> • 30" Tempered Glass Countertop/basin • No overflow • Backsplash included • Single faucet hole 	
	GTS1808-30-110-EG	• Ever Green	
	GTS1808-30-110-WW	• Winter White	
Suggested Accessories	Complete Selection	Shown	
Medicine Cabinet	Pages: 196-201	MF9-24P-030-WA	
		MF9-24P-030-GW	
Linen Cabinet	Pages: 204-208		
Mirror	Pages: 202-203		