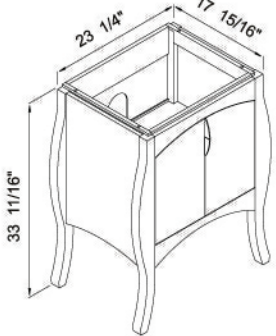
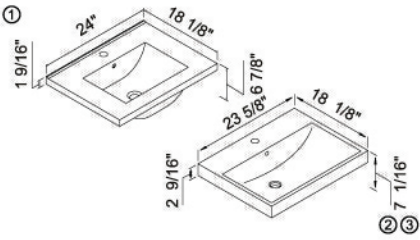
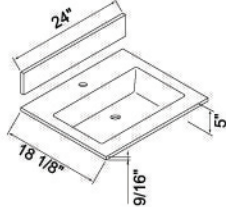


Sorrento-27

Specs	Component	Description	Unit Price (ea.)
Cabinet:			
	Cabinet	<ul style="list-style-type: none"> • 27" Cabinet features 2 fully adjustable soft closing doors (hinges by Blum®) • Interior bottom drawer with full extension soft closing glides • Cabinet with matching finished interior • Handles: Polished Chrome finish 	
	B953-27-001-WA	Walnut	
	B953-27-001-GW	Glossy White	
	Handle option:		
	H810-060-SS-H (x2)	<ul style="list-style-type: none"> • Optional handles in Stainless Steel finish • 2 units needed 	
Ceramic Basin options:			
	① CB-8124-WH	<ul style="list-style-type: none"> • 24" Ceramic Basin with overflow • Single faucet hole • White 	
	② CB-7124-WH	<ul style="list-style-type: none"> • 24" Ceramic Basin with overflow • Single faucet hole • White 	
	③ CB-7124-BI	<ul style="list-style-type: none"> • 24" Ceramic Basin with overflow • Single faucet hole • Biscuit 	
Glass Countertop/Basin options:			
	Glass Countertop/ Basin	<ul style="list-style-type: none"> • 24" Tempered Glass Countertop/basin • No overflow • Backsplash included • Single faucet hole 	
	GTS1808-24-110-EG	• Ever Green	
	GTS1808-24-110-WW	• Winter White	
Suggested Accessories	Complete Selection	Shown	Unit Price (ea.)
Medicine Cabinet	Pages: 196-201		
Linen Cabinet	Pages: 204-208		
Mirror	Pages: 202-203	RF-PD2436-003-WA	
		RF-PD2436-003-GW	

25" to 30"