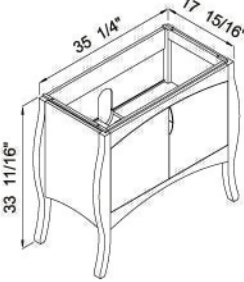
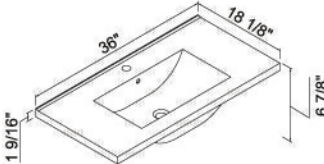
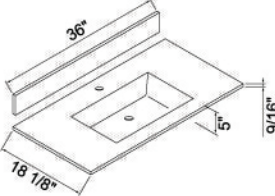


Sorrento-39

Specs	Component	Description	Unit Price (ea.)
Cabinet:			
	Cabinet	<ul style="list-style-type: none"> • 39" Cabinet features 2 fully adjustable soft closing doors (hinges by Blum®) • Interior bottom drawer with full extension soft closing glides • Cabinet with matching finished interior • Handles: Polished Chrome finish 	
	B952-39H-001-WA	Walnut	
	B952-39H-001-GW	Glossy White	
	Handle option:		
	H810-060-SS-H (x2)	<ul style="list-style-type: none"> • Optional handles in Stainless Steel finish • 2 units needed 	
Ceramic Basin:			
	CB-8136-WH	<ul style="list-style-type: none"> • 36" Ceramic basin • With overflow • Single faucet hole • White 	
Glass Countertop/Basin options:			
	Glass Countertop/ Basin	<ul style="list-style-type: none"> • 36" Tempered glass countertop/basin • No overflow • Backsplash included • Single faucet hole 	
	GTS1808-36-110-EG	• Ever Green	
	GTS1808-36-110-WW	• Winter White	
Suggested Accessories	Complete Selection	Shown	Unit Price (ea.)
Medicine Cabinet	Pages: 196-201	MF9-36P-030-WA MF9-36P-030-GW	
Linen Cabinet	Pages: 204-208		
Mirror	Pages: 202-203		

37" to 48"