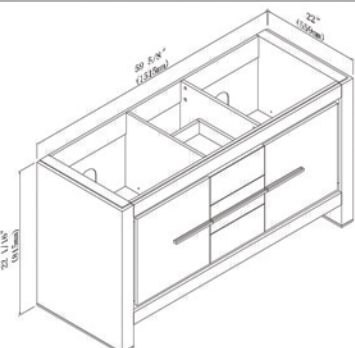
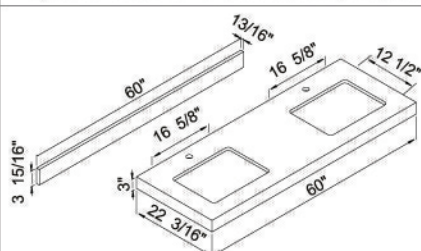
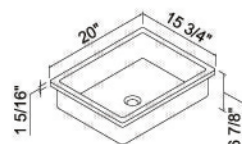
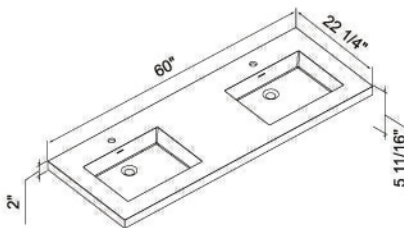


Vicenza-60 (shown with Quartzstone & X-Stone Countertop/ Basin)

Specs	Component	Description	Unit Price (ea.)
Cabinet:			
	Cabinet	<ul style="list-style-type: none">• 60" Cabinet features 2 fully adjustable soft closing doors (hinges by Blum®) with 2 interior (bottom) pull out trays• 2 drawers with full extension soft closing glides• Cabinet with matching finished interior• Bottom drawer includes adjustable tempered glass dividers• Handle and Leg plates: Polished Chrome finish	
	B999-60-001-WA	Walnut	
	B999-60-001-GW	Glossy White	
	B999-60-001-AG	Ash Grey	
Quartzstone Countertop options:			
	Quartzstone Countertop	<ul style="list-style-type: none">• 60" Quartzstone Countertop• 3" Height• Includes backsplash	
	QSV2230-60-210-WH	Single faucet hole • White	
	QSV2230-60-210-SG	Single faucet hole • Soft Grey	
	QSV2230-60-230-WH	8" widespread • White	
	QSV2230-60-230-SG	8" widespread • Soft Grey	
	CB-2015-WH(x2)	<ul style="list-style-type: none">• 20" Ceramic under mount sink with overflow• Includes 4 mounting clips• 2 units needed• White	
X-Stone Countertop/Basin options:			
	X-Stone Countertop/ Basin	<ul style="list-style-type: none">• 60" Solid Surface Countertop/basin• 2" Height• With overflow• Glossy White	
	XTU2220-60-200-WH	No faucet hole	
	XTU2220-60-210-WH	Single faucet hole	
	XTU2220-60-230-WH	8" widespread	
Suggested Accessories	Complete Selection	Shown	
Medicine Cabinet	Pages: 196-201	MP990-24P-030-WA (x2)	
		MP990-12P-030-WA (x1)	
		MP990-24P-030-GW (x2)	
		MP990-12P-030-GW (x1)	
		MP990-24P-030-AG (x2)	
		MP990-12P-030-AG (x1)	
*Above Medicine Cabinets are 25" in Height . Also available in 30" Height. See page 201			
Linen Cabinet	Pages: 204-208	LCVS-181876-0001-WA	
		LCVS-181876-0001-GW	
		LCVS-181876-0001-AG	
Mirror	Pages: 202-203		